

Secretary's Report

North American Division
2017 Year End Meetings

Presented by
G. Alexander Bryant

New Perspectives



Secretary's Report

A Debt of Gratitude

- **MY STAFF**

- **Carolyn Forrest**

- **Melissa Gottlieb**

- **Marialyce Fordham**

- **Angel McLaren**

- **Sharri Davenport**

- **Valerie Robbins**

- **Orna Garnett**

- **Ashley Deshay**

- **Chandler Riley**

Kyoshin Ahn

Elden Ramirez

Ernest Hernandez

Sarah Kelly

Michael Martel

Pearly David

Andrea Keele

Benjamin Speegle

Meredith Carter





Office of Secretariat

Archives and Statistics*

Human Resources

ISE Program *

Office of Human Relations

Office of Volunteers

Secretariat



Membership

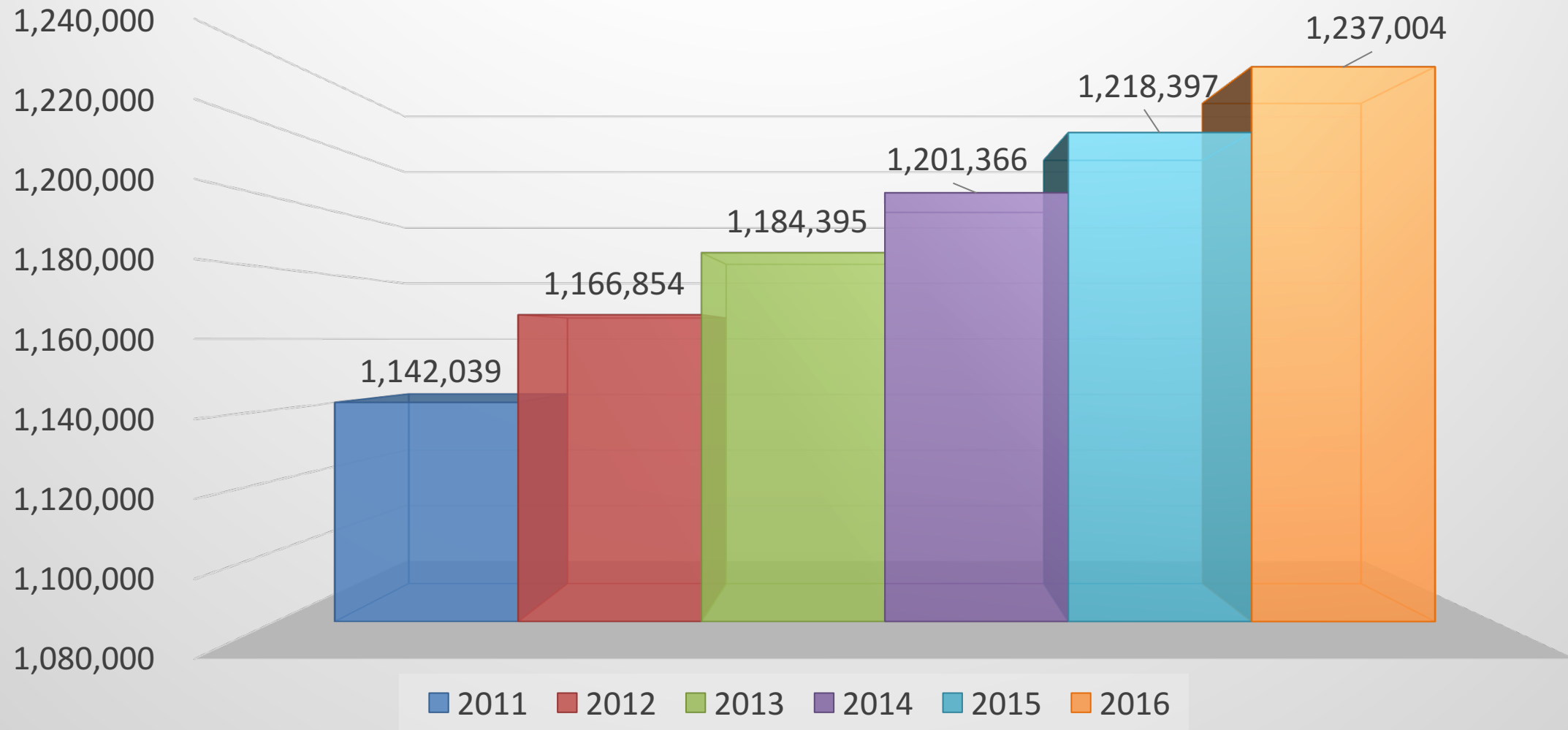
Membership

- **1,243,316 Members**
- **5,530 Churches**
- **833 Companies**

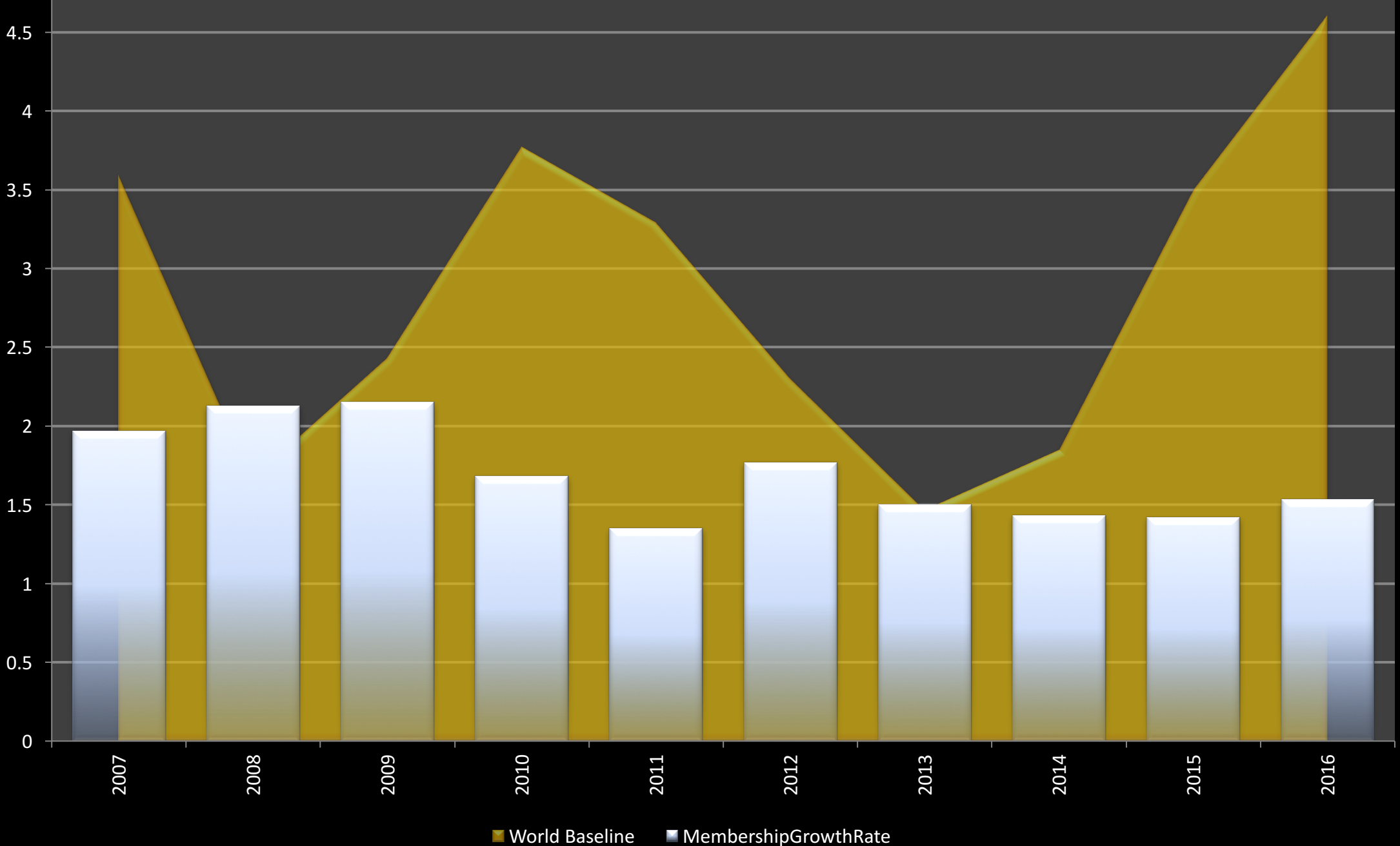
(Membership as of June 30, 2017)



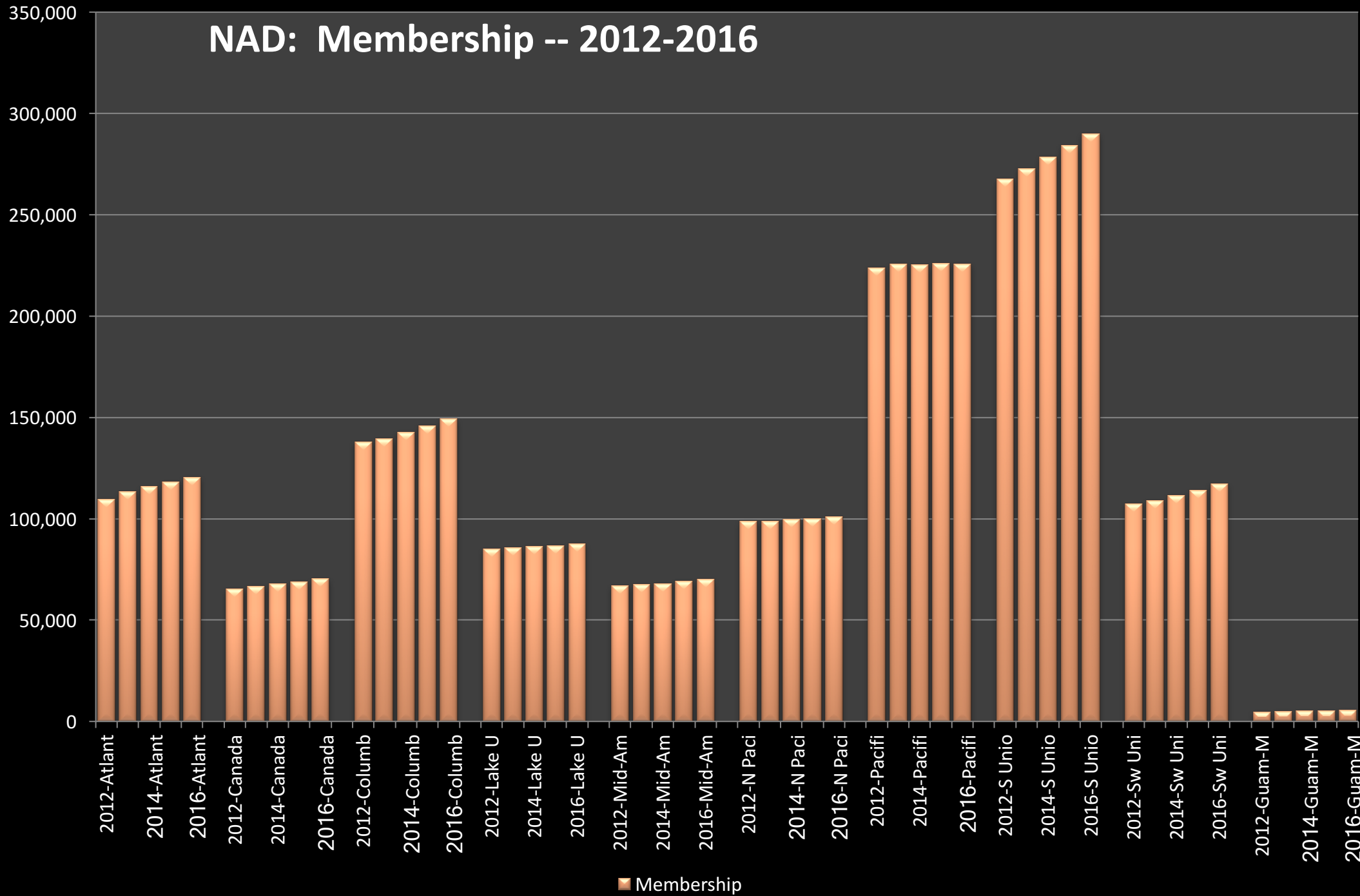
North American Division Membership -- 2011-2016



NAD: Growth Rate -- 2007-2016



NAD: Membership -- 2012-2016



Accession Rate

Additions by baptism and profession of faith for every 100 members at beginning of year	2011	3.51%
	2012	3.41%
	2013	3.19%
	2014	2.95%
	2015	3.07%
	2016	2.97%

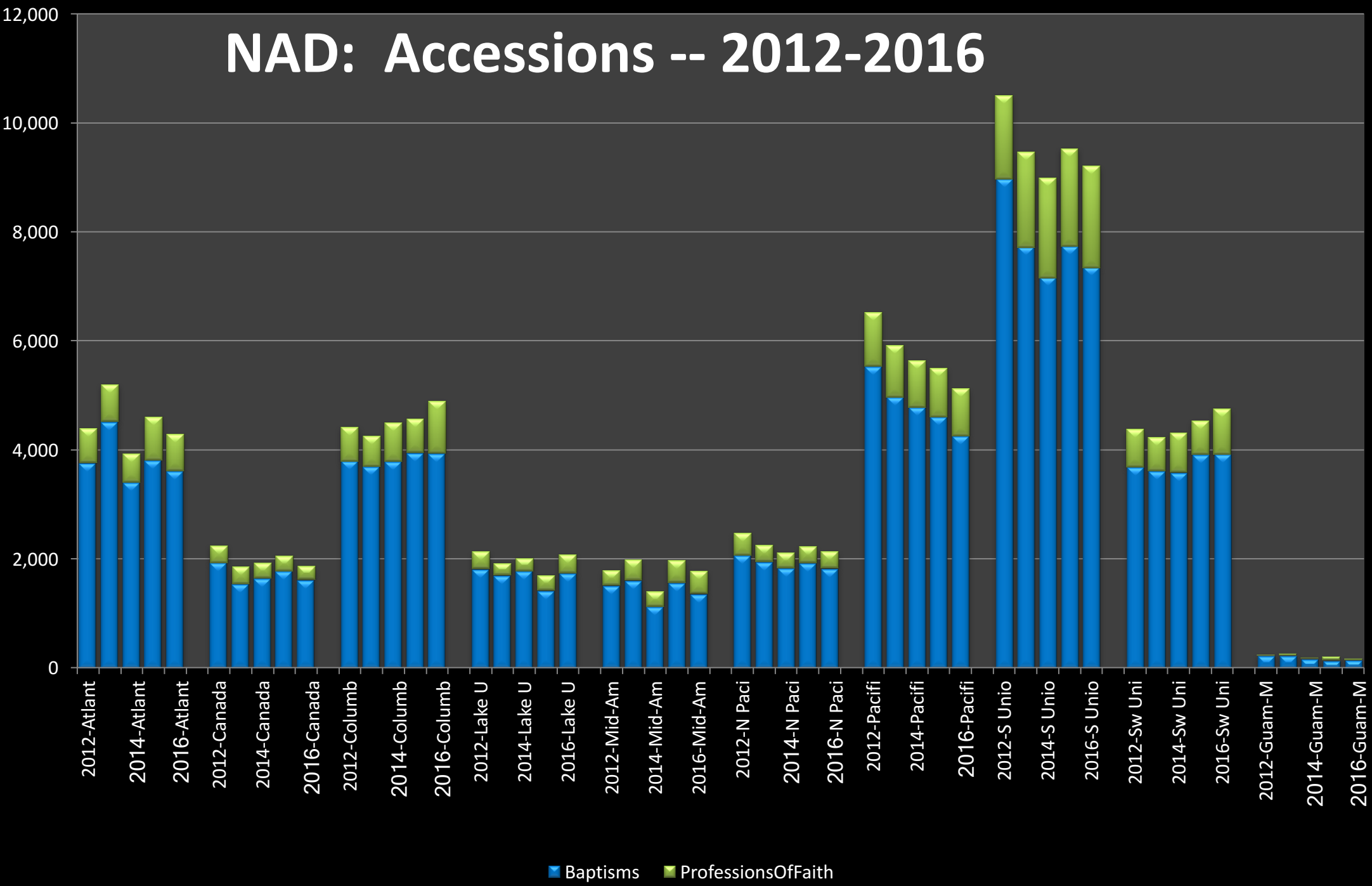




Rate of Net Growth

■ 2011	15,224	1.35%
■ 2012	20,329	1.77%
■ 2013	17,541	1.50%
■ 2014	16,971	1.43%
■ 2015	17,031	1.42%
■ 2016	18,607	1.53%

NAD: Accessions -- 2012-2016



■ Baptisms ■ ProfessionsOfFaith



Baptisms & Profession of Faith

- 2011 39,504
- 2012 39,060
- 2013 37,277
- 2014 34,930
- 2015 36,829
- 2016 36,226
- 6 Year Total 223,826





Average Daily Accessions



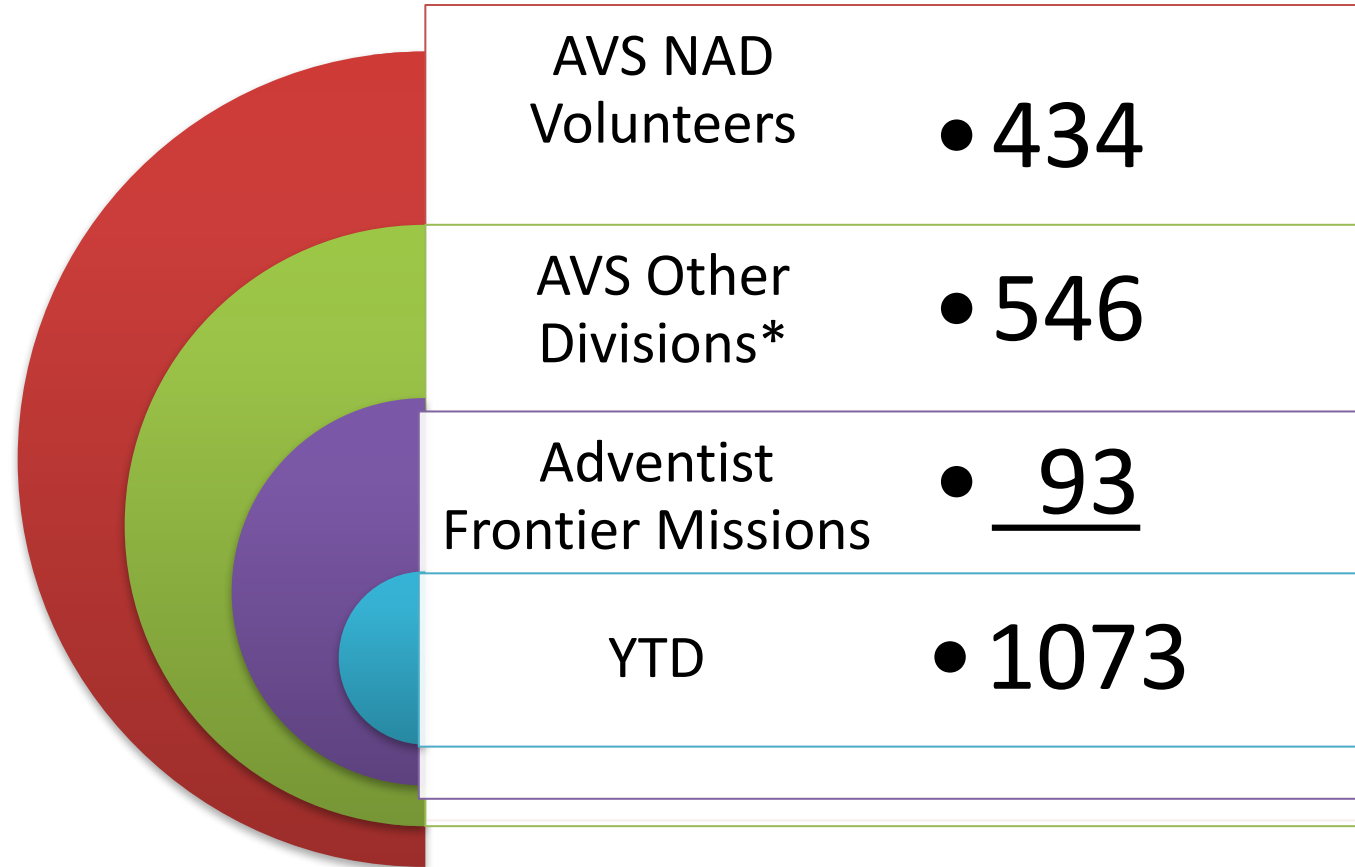
- Baptisms & Professions
of Faith 36,226

- Average Daily Accessions 99

Adventist Volunteers Recorded Worldwide



**Long Term
Missionaries**
(generally serving
1 to 2 years)



**Other Divisions: All 12 Divisions plus attached fields
SAD holds second largest numbers with 283 long term volunteers*

***Countries
Sending
AVS
Volunteers
2017***

Angola	2	China	1	Guam	5
Anguilla	1	Columbia	10	Guyana	1
Argentina	51	Costa Rica	1	Hong Kong	5
Australia	14	Cuba	1	Hungary	1
Austria	6	Czech Republic	1	Indonesia	2
Belarus	0	Denmark	3	Iraq	1
Belize	1	Dominican Rep	1	Ireland	1
Bolivia	3	Ecuador	2	Ivory Coast	1
Bouvet Island	0	Egypt	1	Jamaica	2
Brazil	183	Ethiopia	1	Kenya	7
Bulgaria	1	Fiji	2	Korea, South	4
Cameroon	1	Finland	1	Kyrgystan	3
Canada	15	France	0	Latvia	2
Chad	4	Germany	5	Lebanon	1
Chile	14	Guadeloupe	1	Marshall Is.	6

*Countries
Sending
AVS
Volunteers
2017*

Mauritius	1	Philippines	49		
Mexico	28	Portugal	1		
Micronesia, FS of	14	Puerto Rico	3		
Mongolia	2	Romania	3		
Mozambique	1	Russia	1		
Namibia	1	Serbia	1	United Kingdom	14
Netherlands	2	Slovenia	2	United States	395
New Zealand	2	South Africa	18	Uruguay	10
Northern Mariana Islands	5	Spain	4	Venezuela	4
Norway	1	Sweden	1	Zambia	1
Pakistan	2	Taiwan	4		
Palau	6	Thailand	4		
Panama	1	Toga	1		
Peru	29	Trinidad and Tobago	1		

***Value of
The
Adventist
Volunteer
Service (AVS)
Program***

- *Ready ACCESS to*
- *SKILLED/educated Volunteers*
- *VETTED*
- *AVAILABLE for long term Assignments*
- *CONNECTED through the worldwide
Network of the SDA*

***QUESTION: Which type of organization/ministry
is most attracted to the AVS program?***

**Position
Types
Requested
By Orgs
2017**

Column 1	Column 2	Column 3
Teaching –ESL 363	Teaching - Music 16	Event Organizer 7
Teaching –English/Religion 333	Physical/Physio Therapist 15	Teaching- Science 7
Teaching – Bible/Religion 330	Church Planting/Bible Work 14	ADRA/Relief & Development 6
Teaching - Kindergarten 323	Maintenance 14	Maintenance Mechanic 6
Medical 166	Dean 12	Accounting/Business 5
Nursing 164	Teaching - Math 12	Graphic Design 5
Dental 158	Training/Seminar 12	Administration 4
Teaching - Elementary 77	Computer/Website 11	Coordinator 4
Teaching - Secondary 36	Academic 10	Maintenance Custodial 4
Construction 33	Secretarial 10	Teaching- History 4
Engineer 30	Communications/Medi a 9	Maintenance- Electrician 3
Teaching- Other 29	Teaching- Computer 9	Nutritionist/Dietician 3
Youth Ministry 20	Teaching - PE 8	Office Worker/Librarian 3
Pastor/Youth Min/Evan 19		Teaching-College 3

**Position
Types
Requested
By Orgs
2017**

**Out of
2311 types
1550 were
Teaching**

Column 1	Column 2	Column 4			
Teaching –ESL	363	Teaching - Music	16	Agriculture	2
Teaching –English/Religion	333	Physical/Physio Therapist	15	Chaplain	2
Teaching – Bible/Religion	330	Church Planting/Bible Work	14	Cleaning/Kitchen/Laund ry Worker	2
Teaching - Kindergarten	323	Maintenance	14	Maintenance-Plumber	2
Medical	166	Dean	12	Marketing/Fund Raising	2
Nursing	164	Teaching - Math	12	Counselor	1
Dental	158	Training/Seminar	12	Software Development	1
Teaching - Elementary	77	Computer/Website	11	Speech Therapy/Pathologist	1
Teaching - Secondary	36	Academic	10	Video Production	1
Construction	33	Secretarial	10	Librarian	0
Engineer	30	Communications/Medi a	9	Orphanage Worker	0
Teaching- Other	29	Teaching- Computer	9	Pilot	0
Youth Ministry	20	Teaching - PE	8	Principal	0
Pastor/Youth Min/Evan	19			Translation	0

*Position
Types
Requested
By Orgs
2017*

**67% of all
Opportunities
Were identified
As teaching types.**

**Most
Long Term
AVS Positions
Requested
Are
In Teaching**

The *primary aim* of the Seventh-day Adventist *education* is to *provide opportunity* for students to *accept Christ* as their Savior, to allow the Holy Spirit to transform their lives, and to fulfill the commission of preaching the gospel to all the world.”
FE, p. 436.

**Most
Long Term
AVS Positions
Requested
Are
In Teaching**

The higher number of volunteer teaching positions has historically provided an avenue to reach the world with the Great Commission.

However, not all missionaries are called to be teachers.

**Positions
Requested
By
Applicants
2017**

Column 1		Column 2		Column 3	
Youth Ministry	432	Librarian	191	Construction	123
Teaching –Bible/Religion	408	Secretarial	188	Teaching - Math	121
Academic	350	Teaching Kindergarten	186	Computer/Website	112
ADRA/Relief & Develop.	344	Event Organizer	181	Video Production	108
Church Planting/Bible Work	295	Pastor/Youth Min/Evan	168	Teaching - PE	100
Teaching Elementary	273	Chaplain	157	Teaching - Science	94
Teaching English/Religion	264	Teaching Other	155	Teaching - Music	89
Orphanage Worker	258	Cleaning/kitch/Laundry	153	Training -Computer	89
Administration	245	Teaching Secondary	148	Urban Centers of Influence (UCI)	89
Dean	244	Coordinator	144	Training/Seminar	89
Teaching ESL	218	Agriculture	140	Maintenance	84
Counselor	218	Translation	131	Medical	78
Communications/Media	217	Teaching College	127	Nursing	78
Office Worker/Librarian	212	Accounting/Business	126	Graphic Design	77

Positions Requested By Applicants 2017 8015 Requests 2787 Teaching 1987 Direct Church Ministry 35% were Teaching types	Column 1		Column 2		Column 4	
	Youth Ministry	432	Librarian	191	Teaching - History	76
	Teaching –Bible/Religion	408	Secretarial	188	Marketing- Fundraising	7
	Academic	350	Teaching Kindergarten	186	Urban Centers of Influence (UCI)	73
	ADRA/Relief & Develop.	344	Event Organizer	181	Engineer	59
	Church Planting/Bible Work	295	Pastor/Youth Min/Evan	168	Nutritionist/Dietician	40
	Teaching Elementary	273	Chaplain	157	Principal	37
	Teaching English/Religion	264	Teaching Other	155	Maintenance-Mechanic	33
	Orphanage Worker	258	Cleaning/kitch/Laundry	153	Physical/Physio Therapist	31
	Administration	245	Teaching Secondary	148	Maintenance-Electrician	29
	Dean	244	Coordinator	144	Speech Therapy/Pathologist	27
	Teaching ESL	218	Agriculture	140	Dental	25
	Counselor	218	Translation	131	Software Development	24
	Communications/Media	217	Teaching College	127		
	Office Worker/Librarian	212	Accounting/Business	126		

*Positions
Requested
By
Applicants
2017*

**65% of the requests from
Applicants were for
Non-teaching positions**

Results

- *67% of the time Organizations offered Teaching positions*
- *65% of the time Applicants requested non-teaching positions*

Assumptions

- *Applicants are asking for more variety in missions opportunities.*

Opportunities For Growth

- *Exploring missions programs among supporting ministries*
- *Outreach in areas such as Urban populations, Health Ministries, Literacy, Refugees, Immigrant and Native American populations, etc.*
- *Support Churches through Volunteer Taskforce Positions*



***Short Term Missions Survey
2017***



Short Term Missions Survey 2017

ORGANIZATION'S SHORT TERM DEPLOYMENTS	
Adventist Risk Management	3145
Adventist Community Services	33000
Amazing Facts	43
It is Written	6
Maranatha	2164
Office of Volunteer Ministries	2153
Quiet Hour	381

Short Term Missions Survey 2017

A random survey of 65 Organizations across the U.S. was conducted to identify trends in short term deployments

These 65 organizations included churches, academies, universities, hospitals and local conferences from across NAD. The numbers represent:

- 9 Unions*
- 210 mission projects*
- 4,491 deployments*

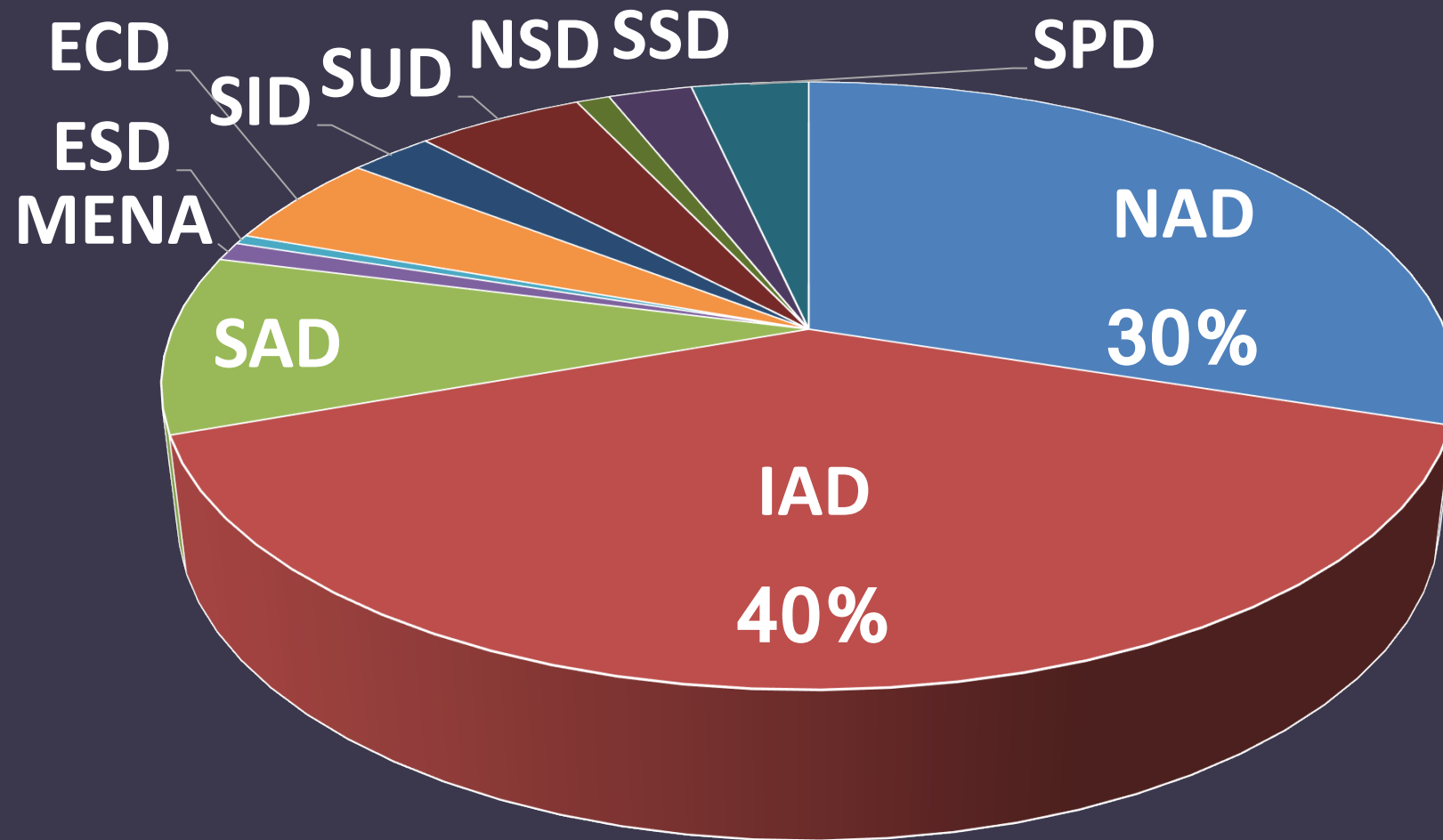
Short Term Missions Survey 2017

Gender: 43% Female
40% Male
17% did not respond

Age: 23% under 18 years old
32% between 18-30 years old
45% over 30 years old

Result: there are slightly more females engaged in short term deployments than males.
55% of all volunteers are under 30 years old.

*Where
They're
Going*



■ NAD ■ IAD ■ SAD ■ MENA ■ ESD ■ ECD ■ SID ■ SUD ■ NSD ■ SSD ■ SPD

What They're Doing

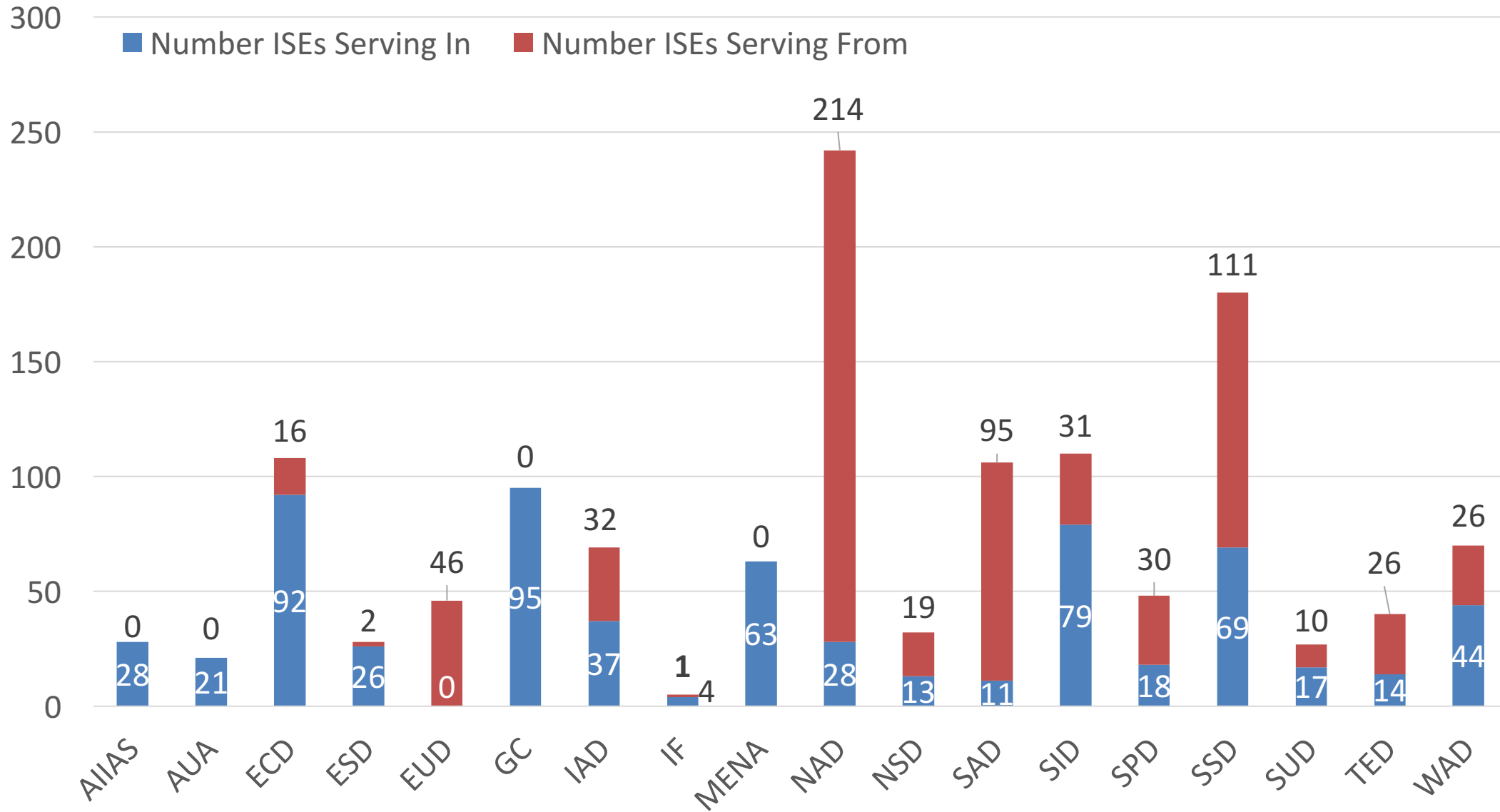
- **Construction** 25.3%
- **Personal Ministries** 19%
- **Medical** 16.3%
- **Basic Needs Support** 12%
- **Evangelism** 11.4%
- **Teaching** 10%
- **Church Planting** 6%

Who They Are

“With such an army of workers as our youth, rightly trained, might furnish, how soon the message of a crucified, risen, and soon-coming Savior might be carried to the whole world!”—”Education” pg 271. MYP 7.3

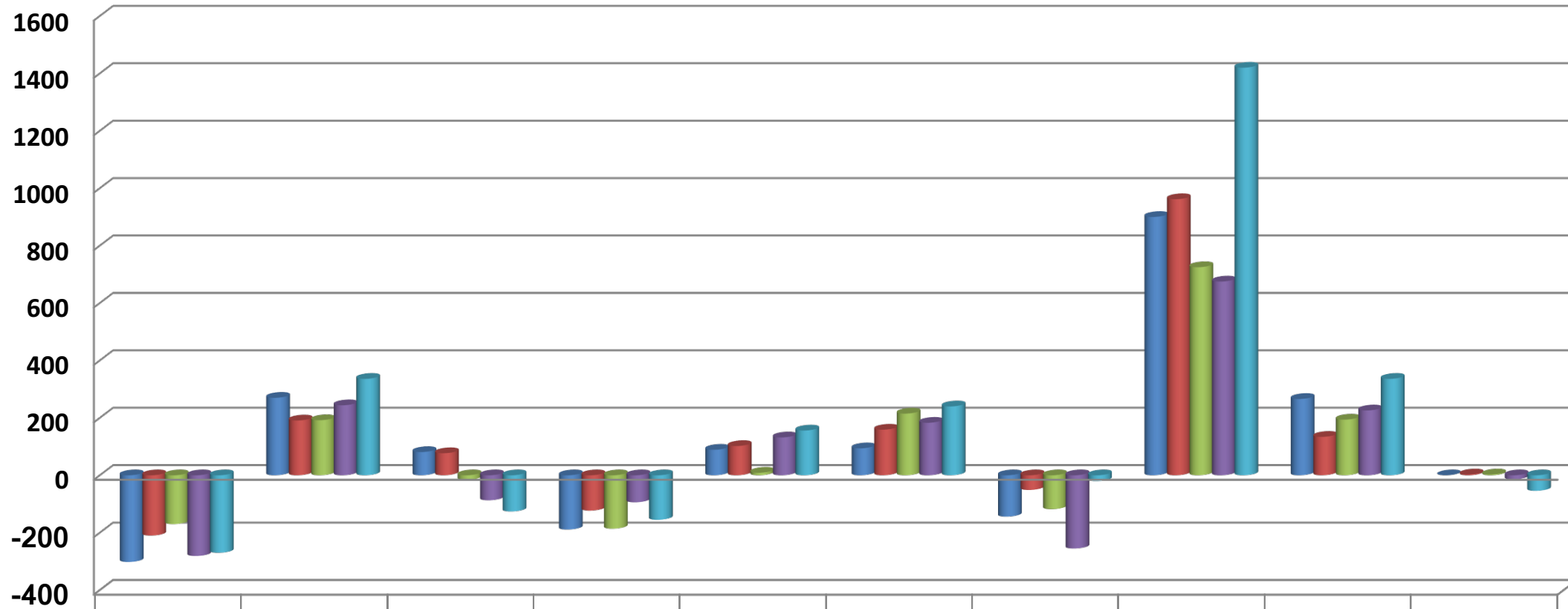


ISE's Serving per Division 2015



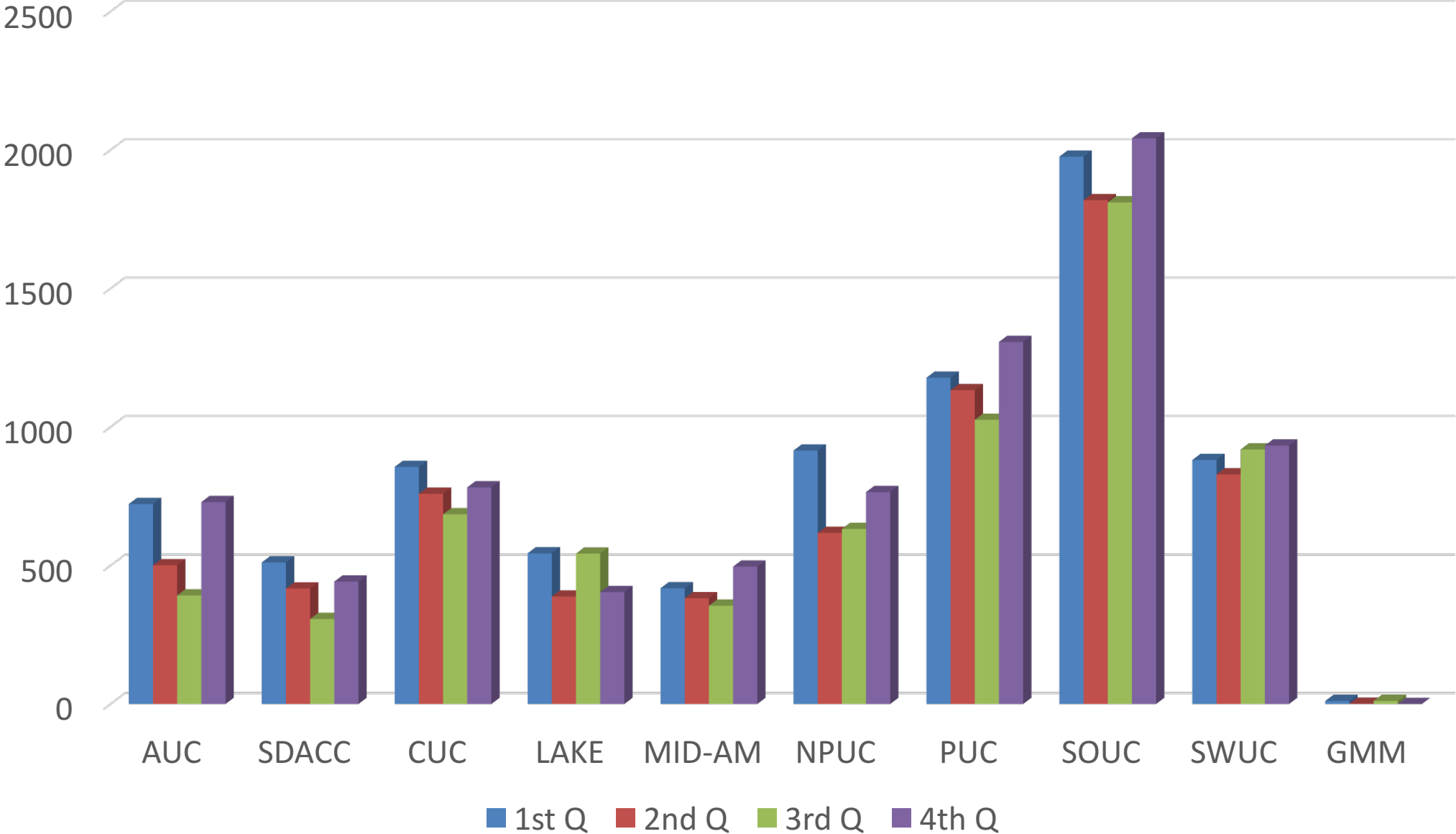


Union Transfers 2011-2015



	AUC	SDACC	CUC	LAKE	MID-AM	NPUC	PUC	SOUC	SWUC	GMM
■ 2011	-302	270	81	-189	89	94	-144	900	266	0
■ 2012	-210	191	77	-123	102	159	-51	962	134	3
■ 2013	-170	192	-16	-186	9	215	-118	725	194	3
■ 2014	-281	244	-87	-94	132	183	-255	675	226	-14
■ 2015	-270	336	-126	-155	156	240	-20	1420	336	-54

Letters of Transfer 2016





Seventh-day Adventist World Church Interesting Facts and Figures

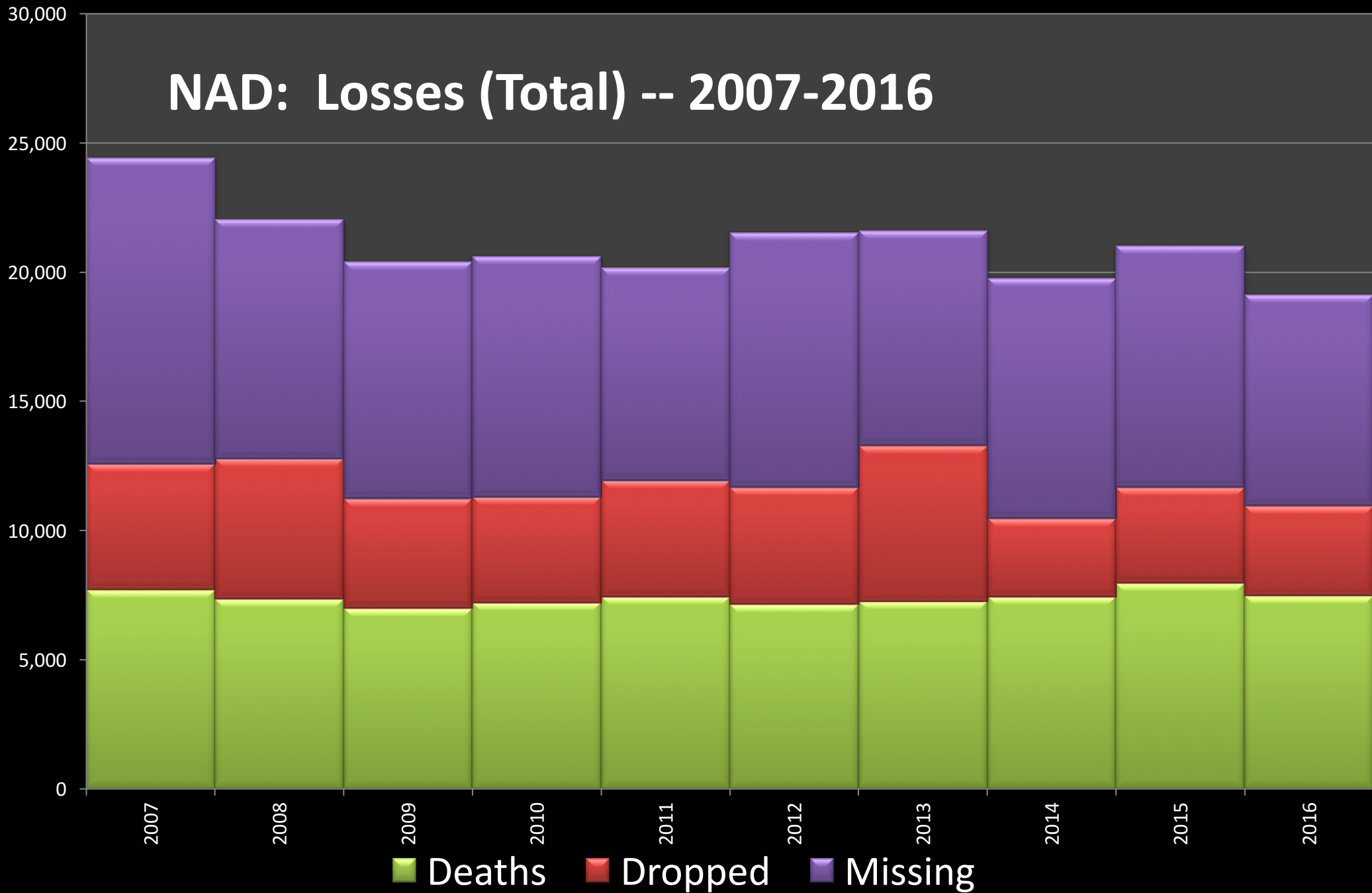
	1996	2000	2005	2010	2011	2012	2013	2014	2015	2016	
Accessions*	719,679	1,043,843	1,057,852	1,050,785	1,139,000	1,114,574	1,091,222	1,167,506	1,260,880	1,356,476	
Per day	1,970.37	2,857.89	2,896.24	2,876.89	3,118.41	3,051.54	2,987.60	3,196.46	3,452.10	3,713.83	
Per hour	82.10	119.08	120.68	119.87	129.93	127.15	124.48	133.19	143.84	154.74	
Per minute	1.37	1.98	2.01	2.00	2.17	2.12	2.07	2.22	2.40	2.58	
One accession per . . .	43.85	30.23	29.83	30.03	27.71	28.31	28.92	27.03	25.03	23.26	. . . seconds
Accession Rate (%)	8.17	9.54	7.59	6.44	6.73	6.38	6.10	6.43	6.82	7.09	
New church organized every . .	4.33	3.90	3.71	4.47	4.48	4.07	4.25	3.58	3.20	3.30	. . . hours
Growth rate (%)	5.49	6.84	3.32	3.77	3.29	2.30	1.47	1.85	3.50	4.61	
Ratio: population per each Seventh-day Adventist member**	621	519	450	407	400	395	393	392	384	371	**

*Accessions: those joining the church through baptism and profession of faith.

**Interpretation: this number means one Seventh-day Adventist for every 371 people in the world. Population figures are taken from World Population Reference Bureau Data Sheet, Mid-2016: 7,418,148,000+



NAD: Losses (Total) -- 2007-2016



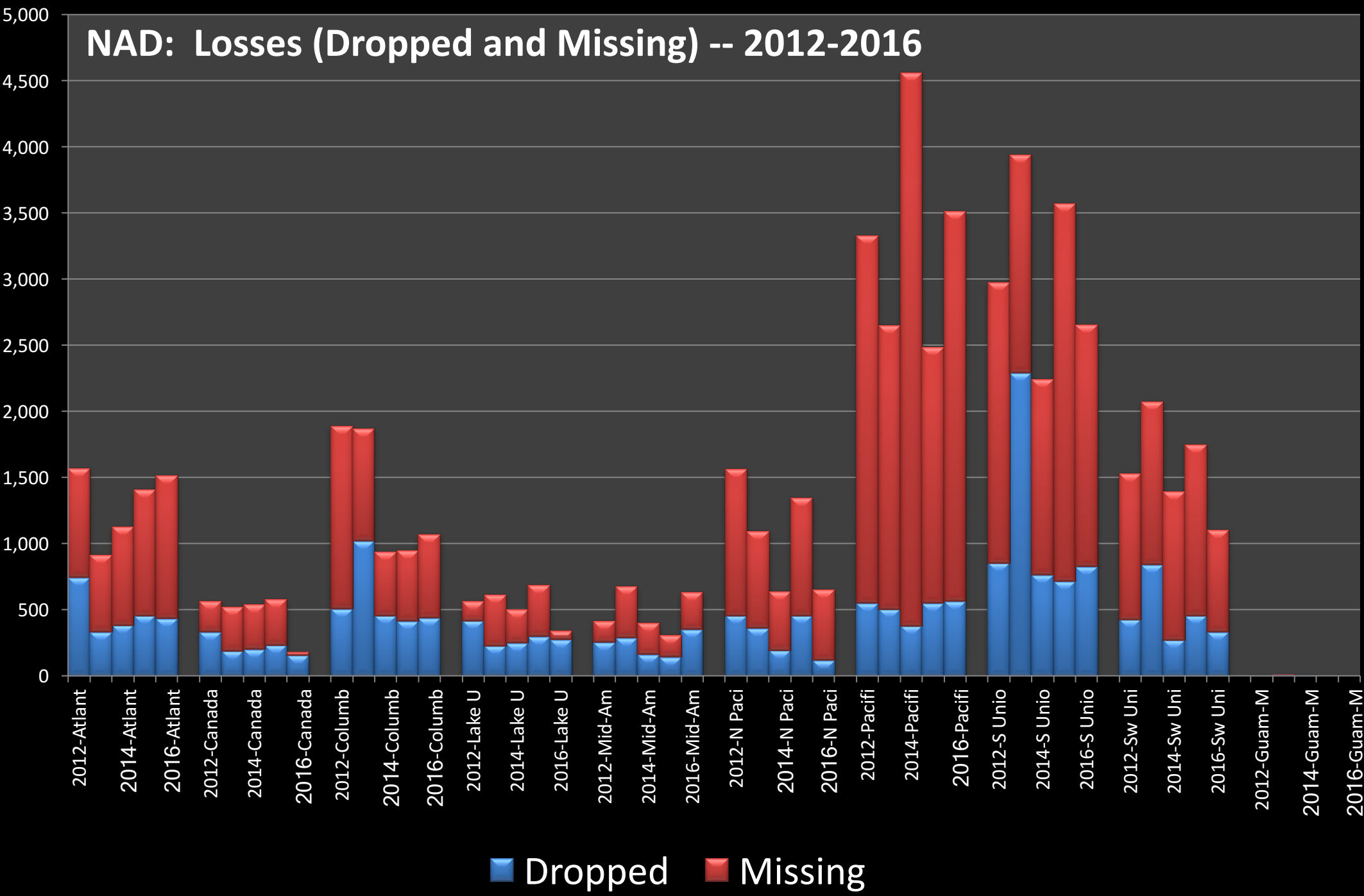


Total Accessions after Adjustments 2011-2016

Dropped And Missing	78,482
Deaths	44,713
Total Loss	123,195
Baptisms And Professions Of Faith	223,826
Minus Total Loss	123,195
Net Gain In Six (6) Years	100,631

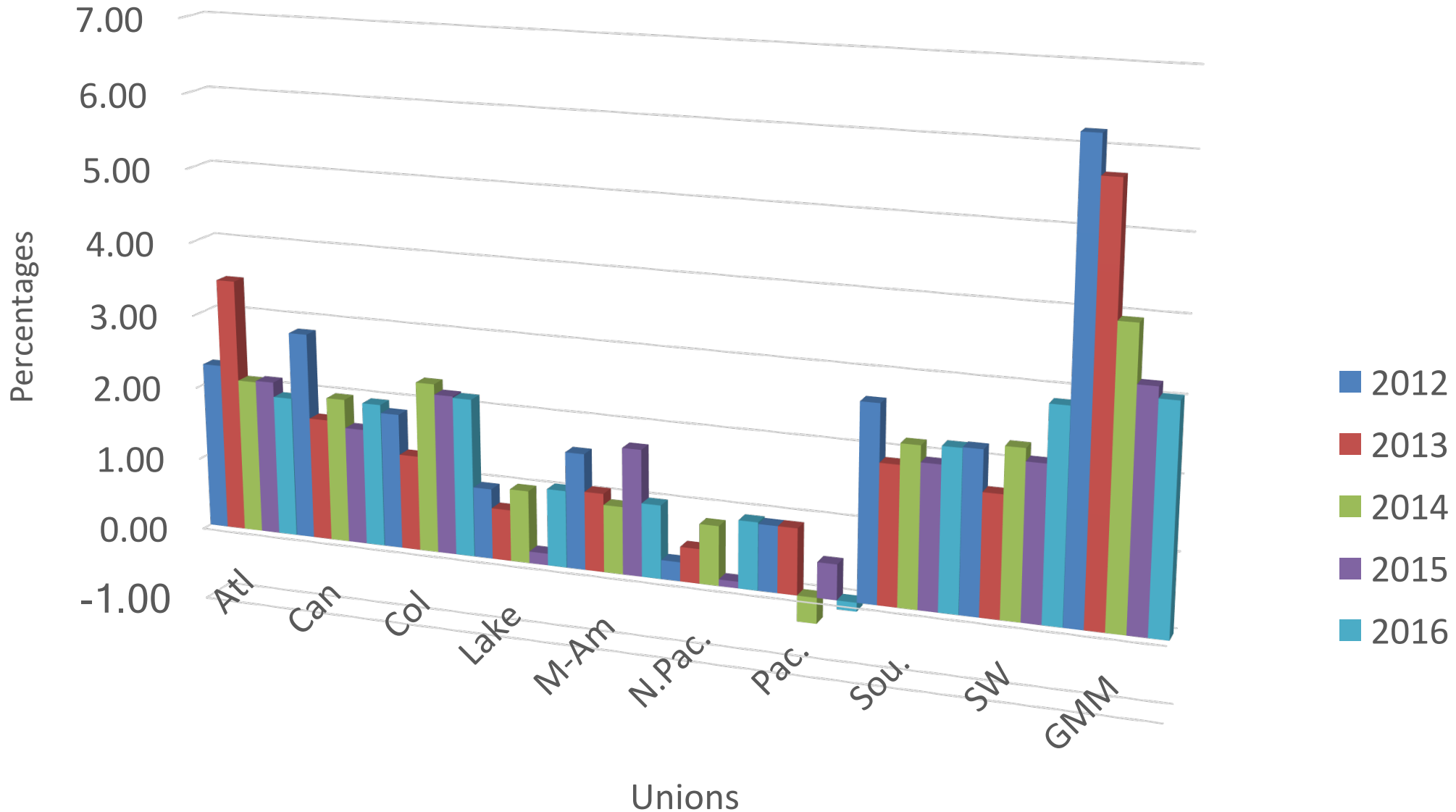


NAD: Losses (Dropped and Missing) -- 2012-2016

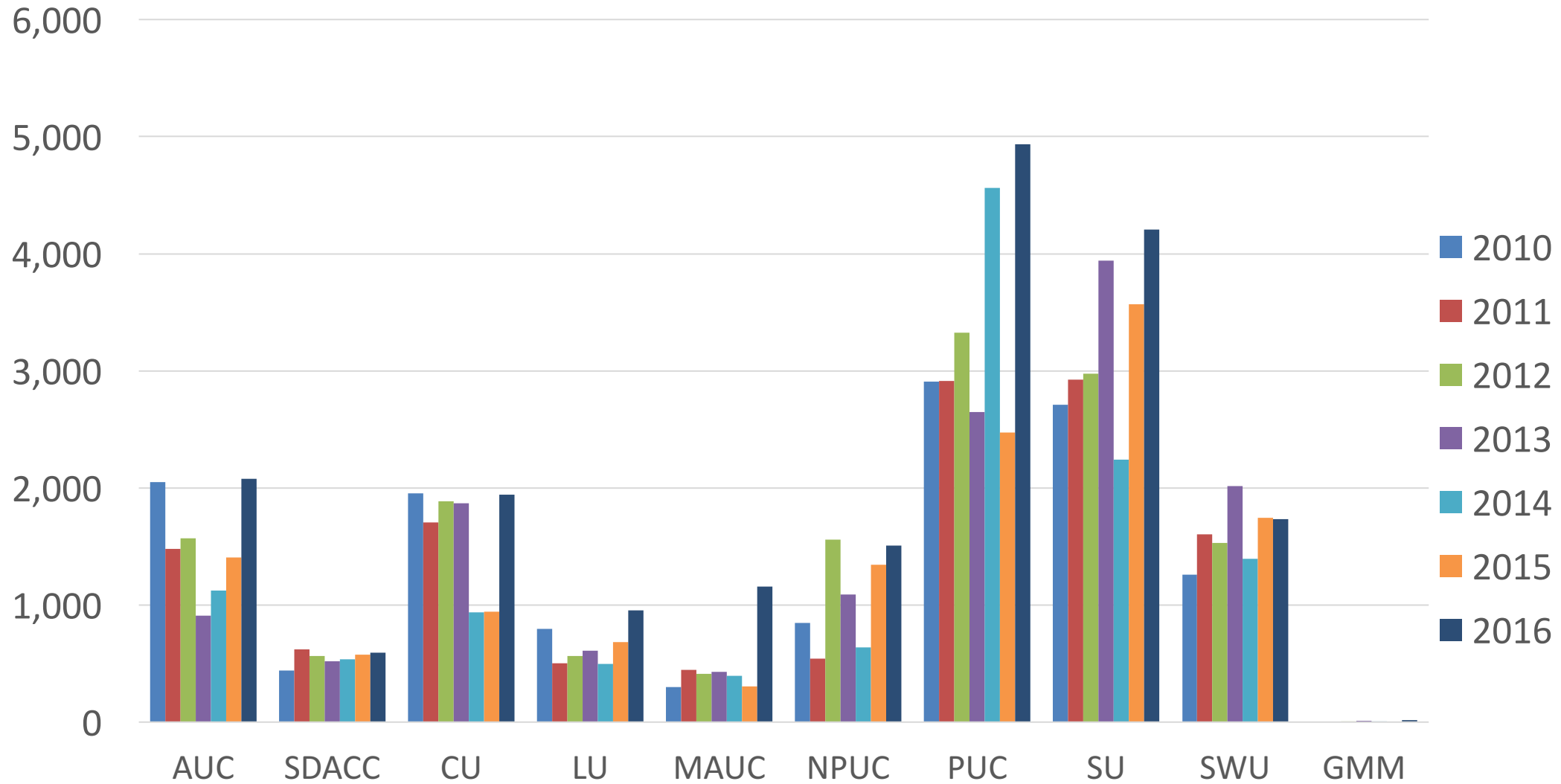


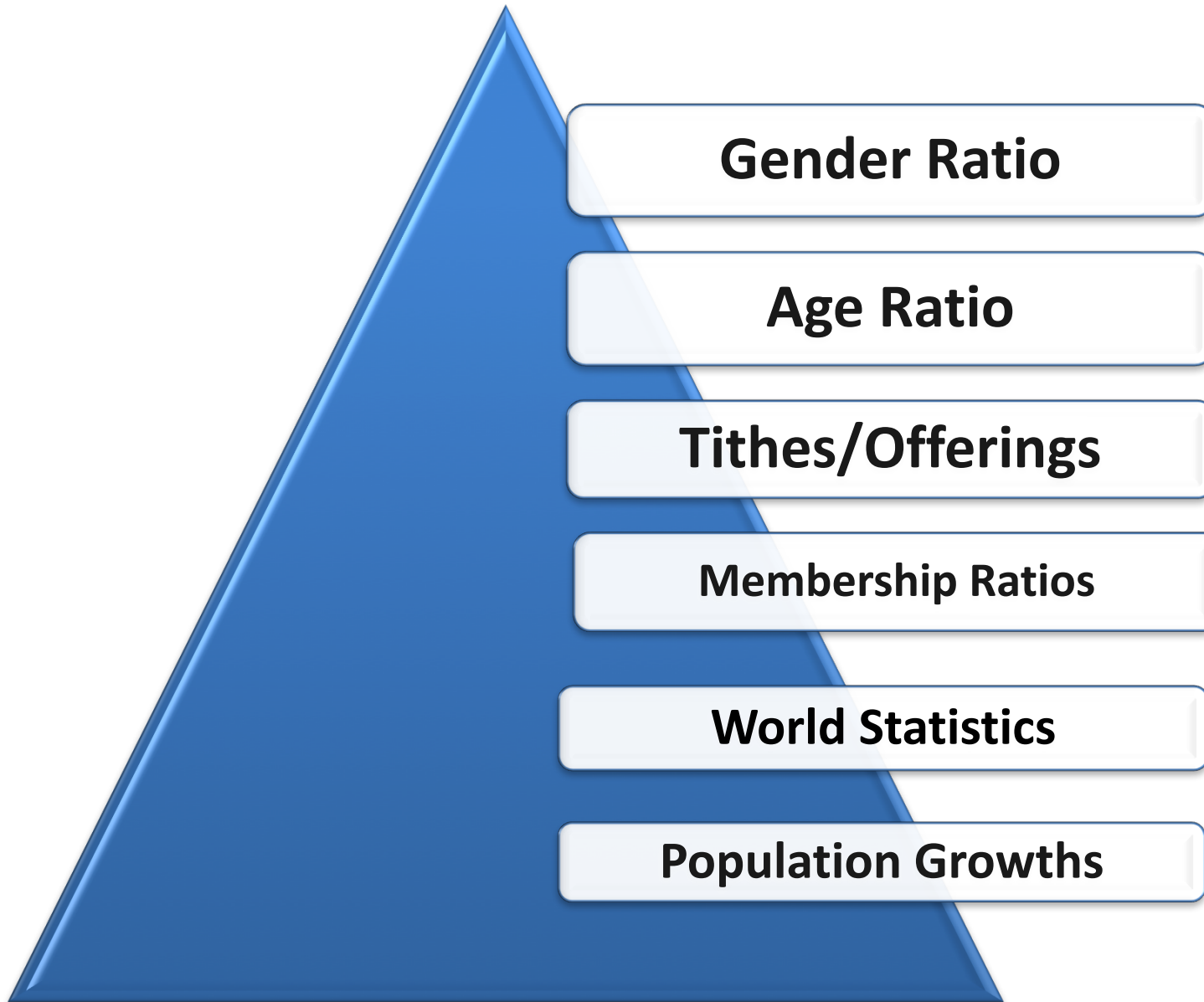
■ Dropped ■ Missing

Rates of Net Growth by Union



Adjustments Dropped/Deaths/Missing





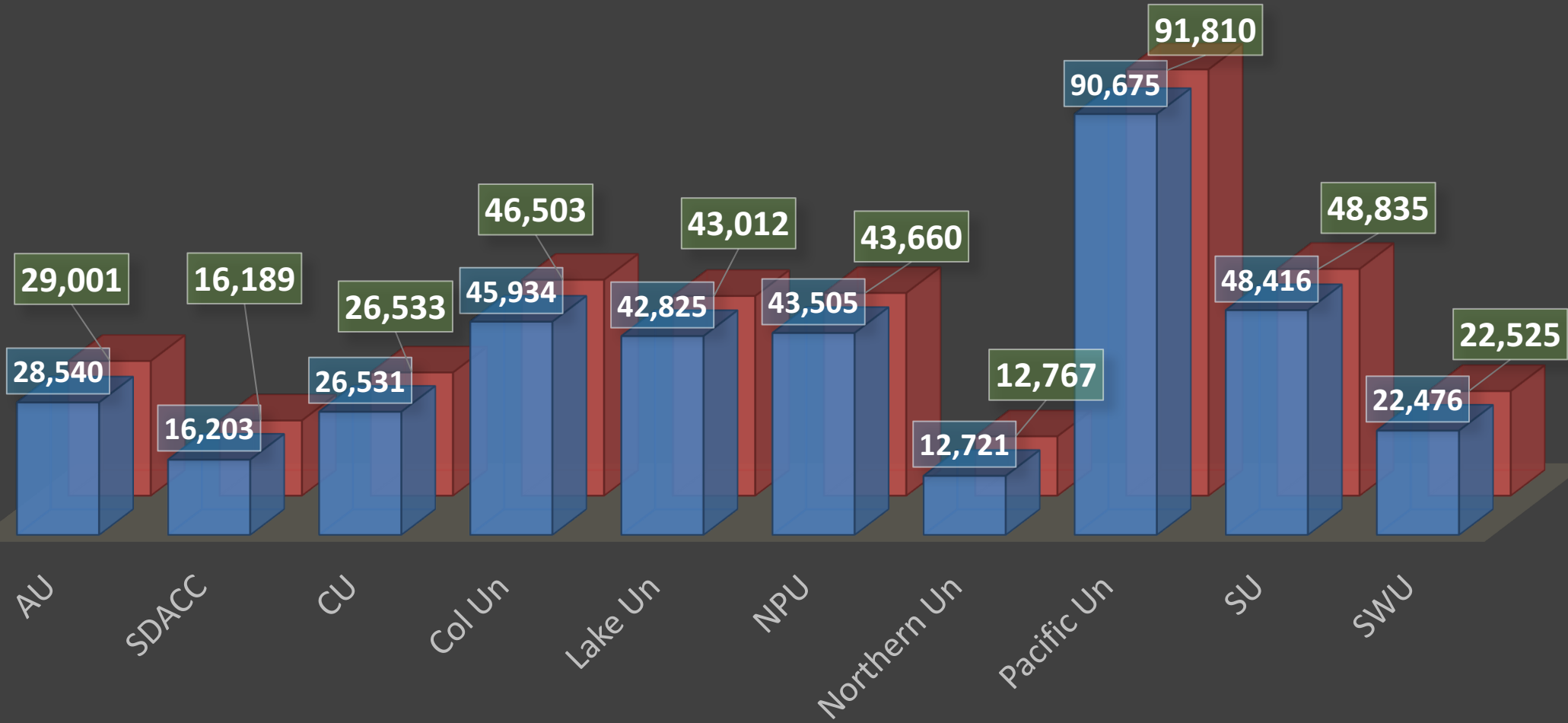
Gender Ratio

Approximate
Percentage of
Female Members
52.6%

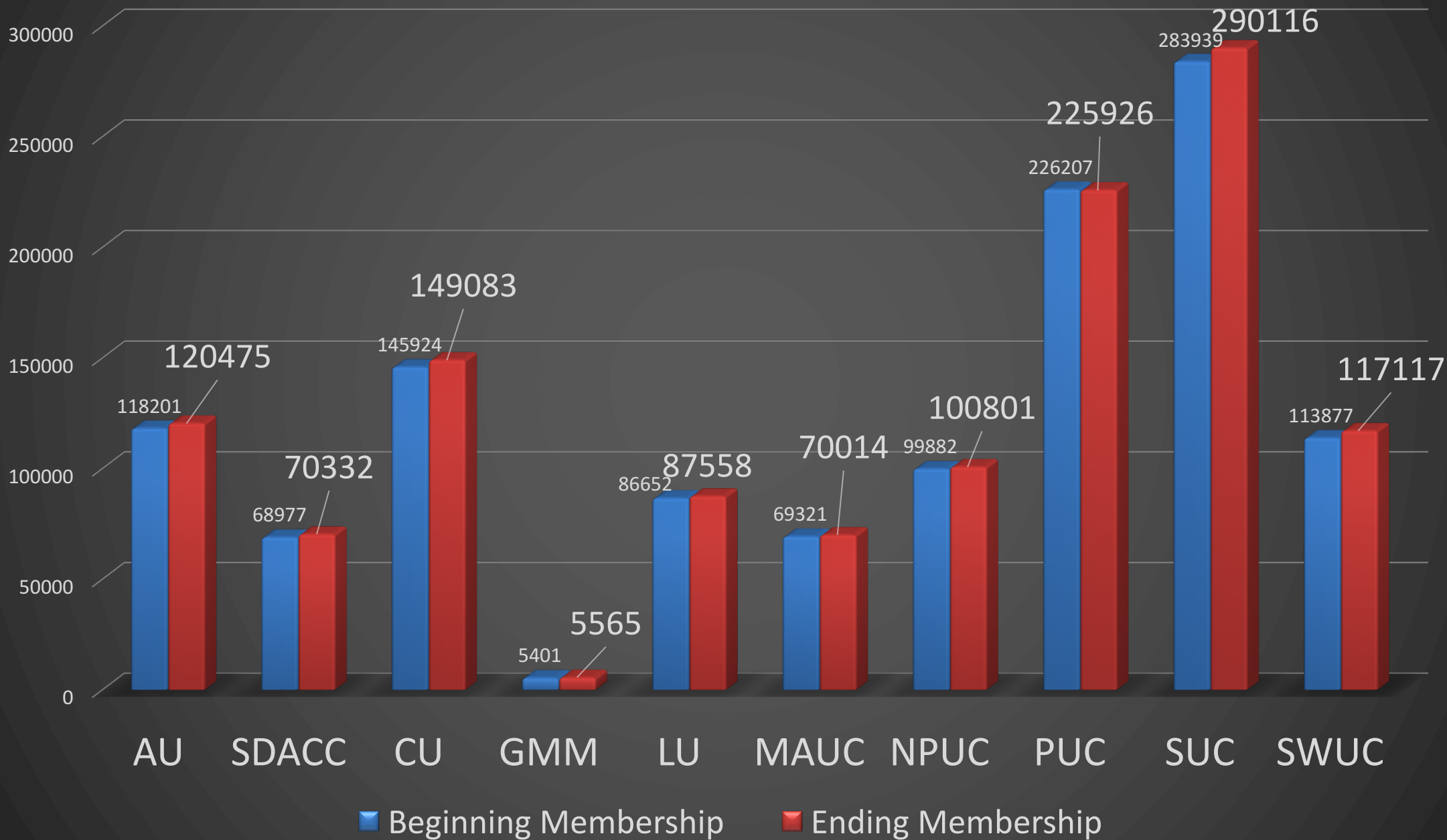


1965 MEMBERSHIP

■ Beginning Membership ■ Ending Membership



2016 Membership Data




Total Membership 1965 vs. Total Membership 2016

1965 **380,835**

2016 **1,225,335**



NAD North & South 1965



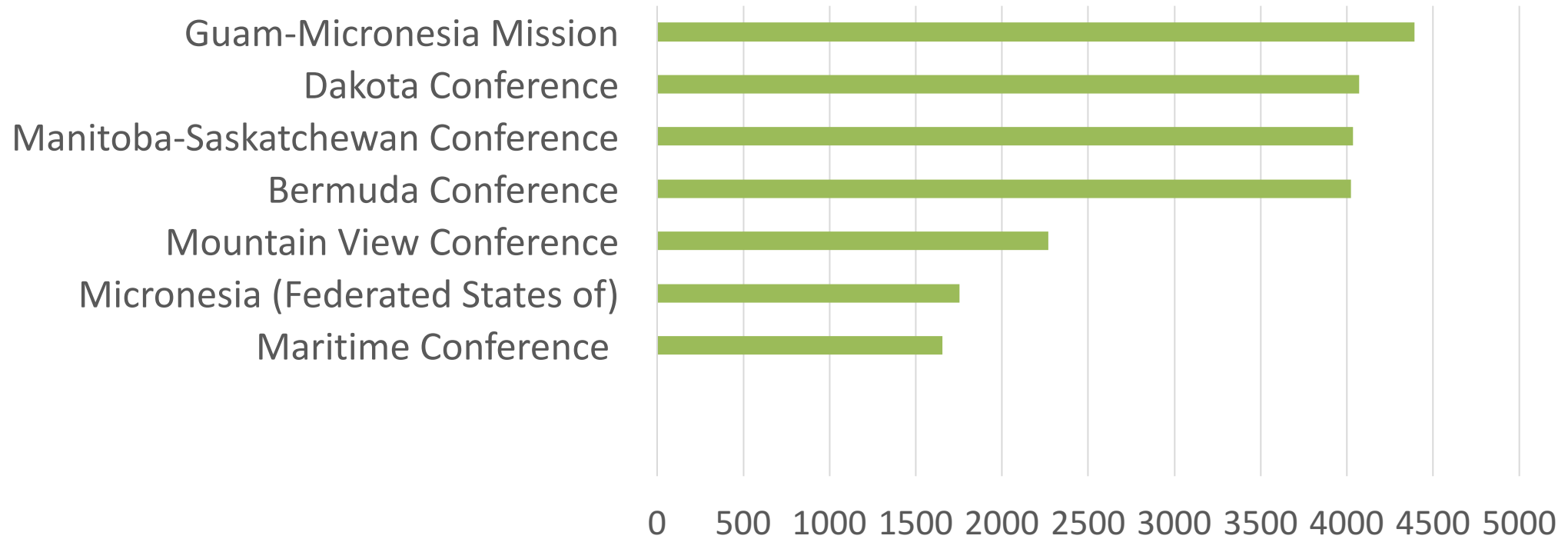
■ NAD North ■ NAD South



Membership Per Conference

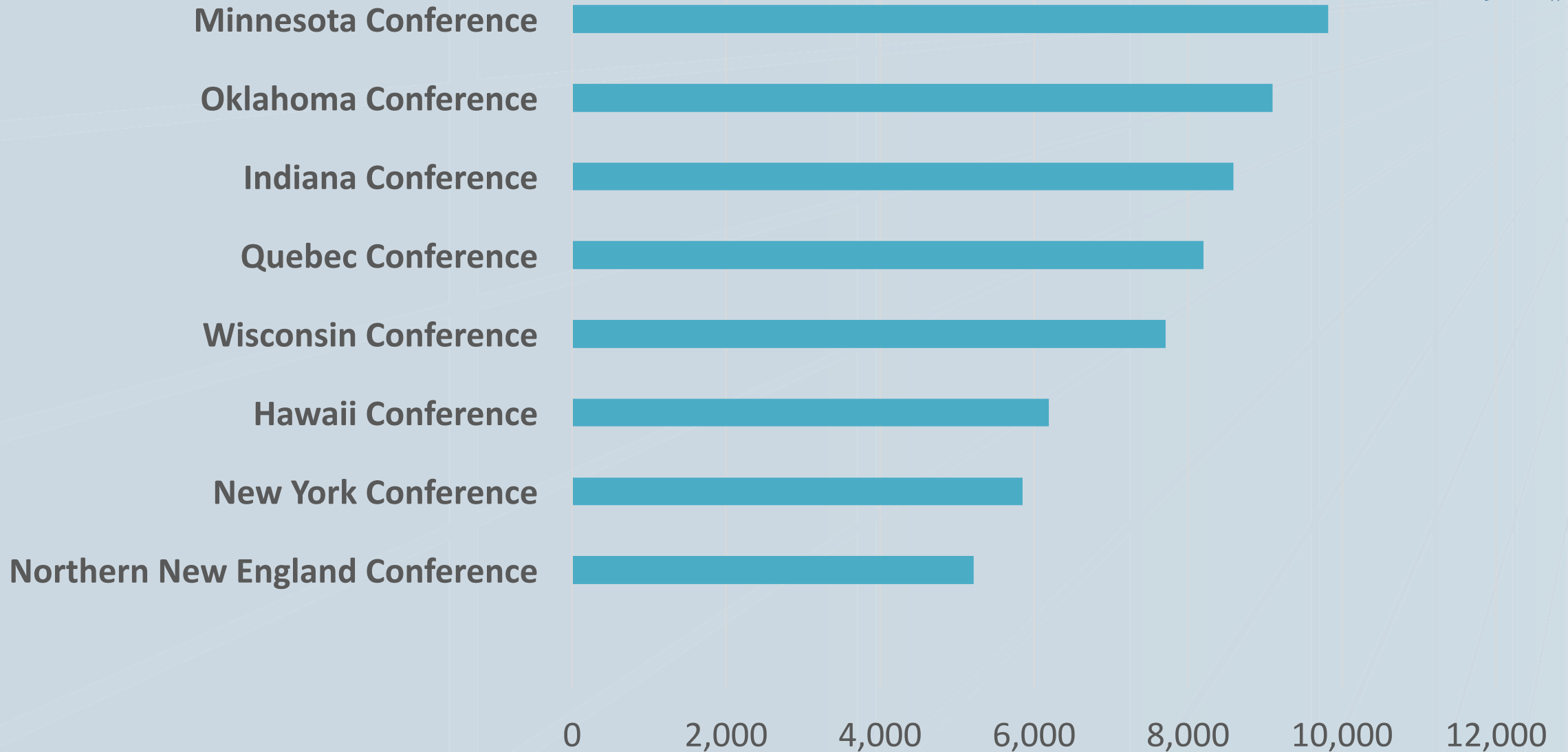
(1,000-5,000 members as of 2nd Quarter 2017)

7 Conferences



Membership per Conference (5,000-10,000 members as of 2nd Quarter 2017)

8 Conferences



Membership per Conference (10,000-15,000 Members as of 2nd Quarter 2017)



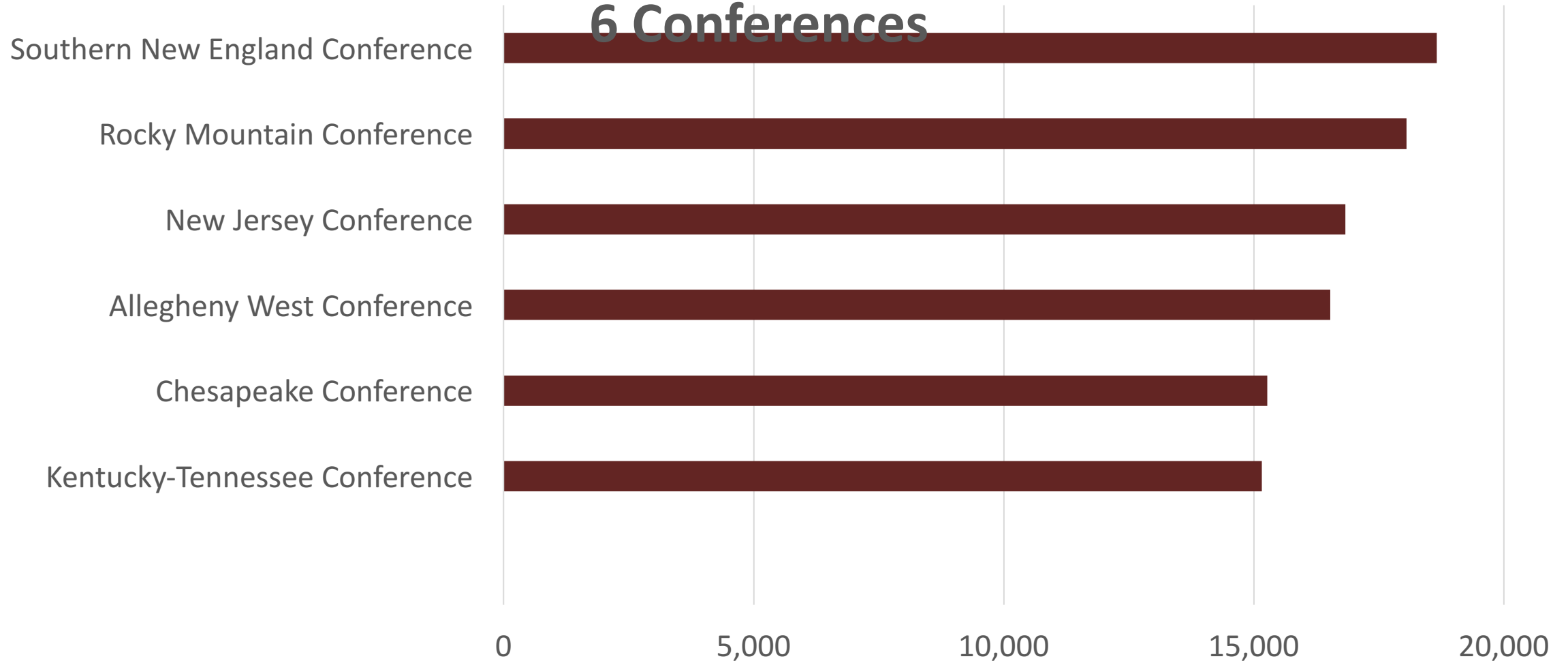
12 Conferences





Membership per Conference (15,000-20,000 Members as of 2nd Quarter 2017)

6 Conferences



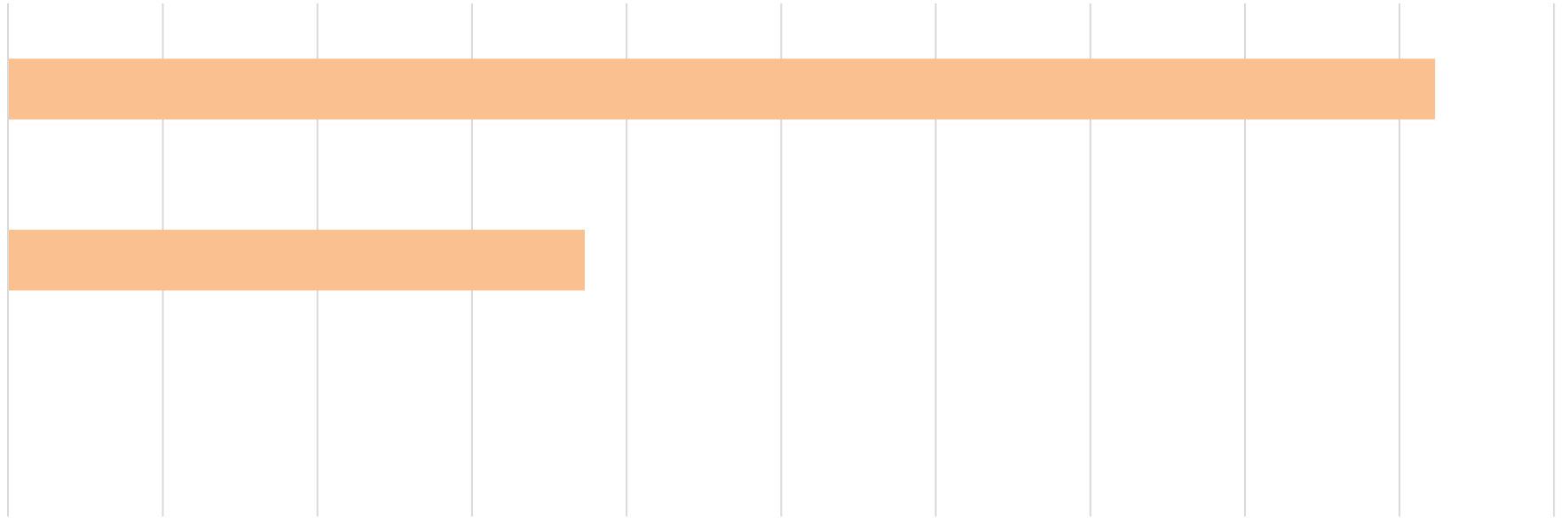
Membership per Conference (20,000-25,000 Members as of 2nd Quarter 2017)

2 Conferences

Carolina Conference

Arizona Conference

18,500 19,000 19,500 20,000 20,500 21,000 21,500 22,000 22,500 23,000 23,500

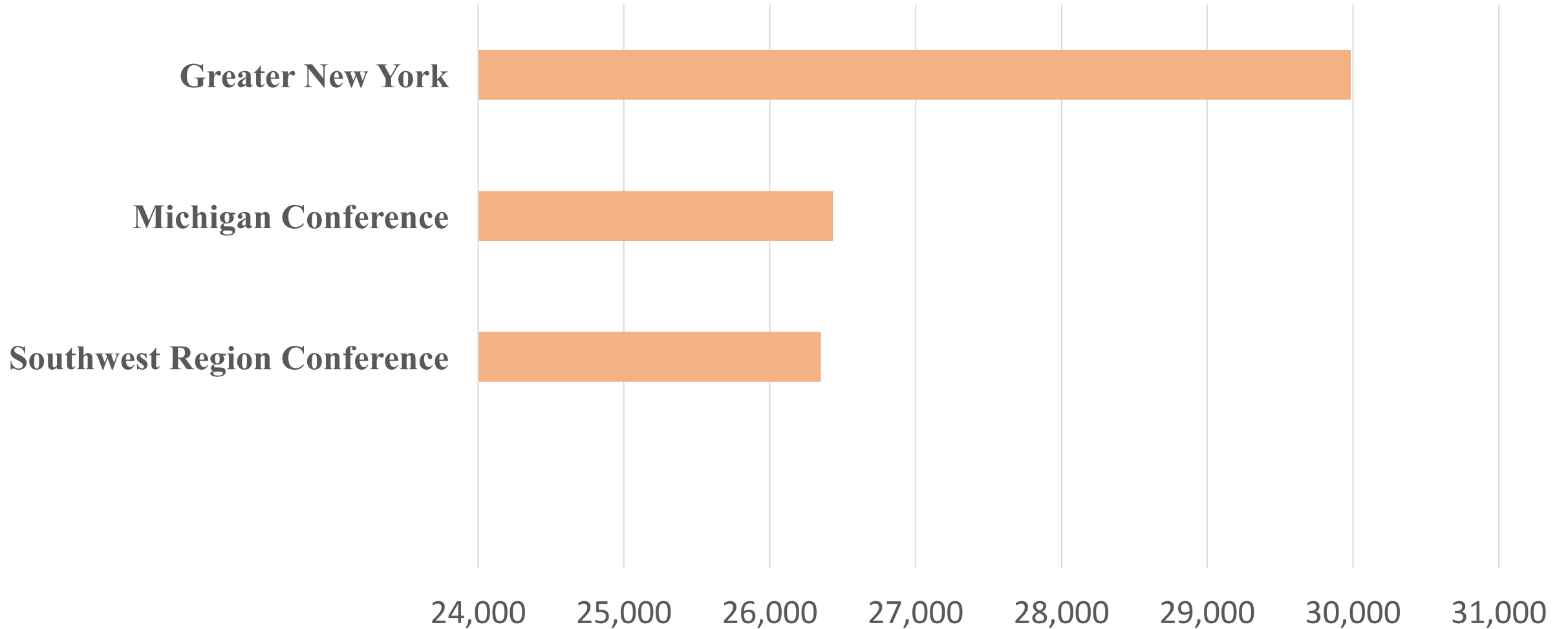




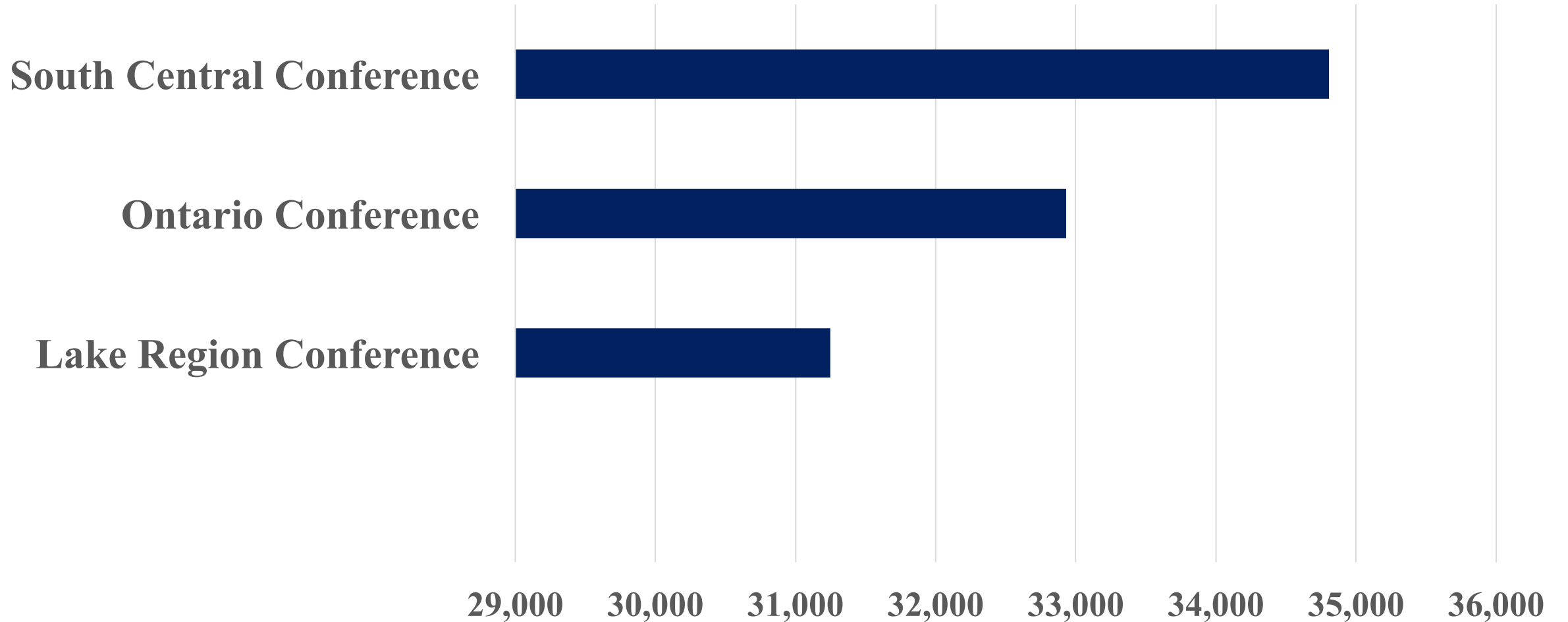
Membership per Conference

(25,000-30,000 Members as of 2nd Quarter 2017)

3 Conferences

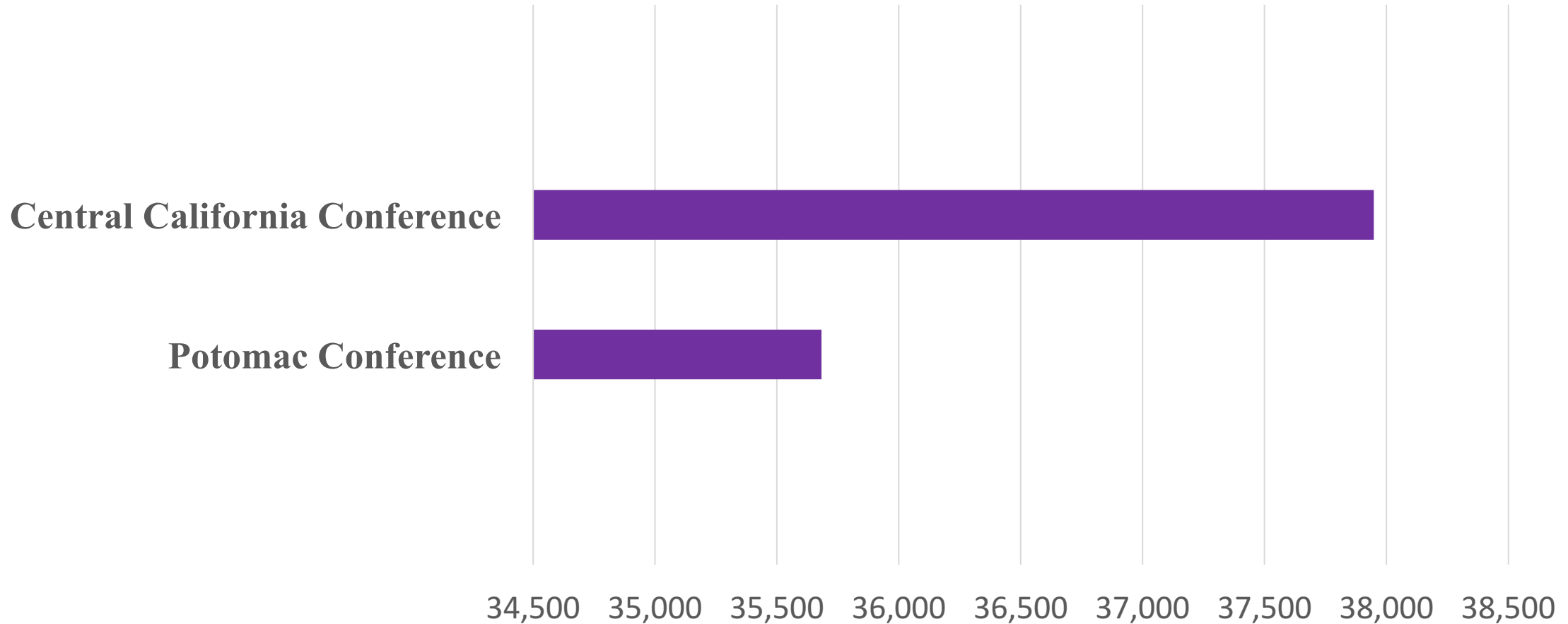


Membership per Conference (30,000-35,000 Members as of 2nd Quarter 2017) 3 Conferences

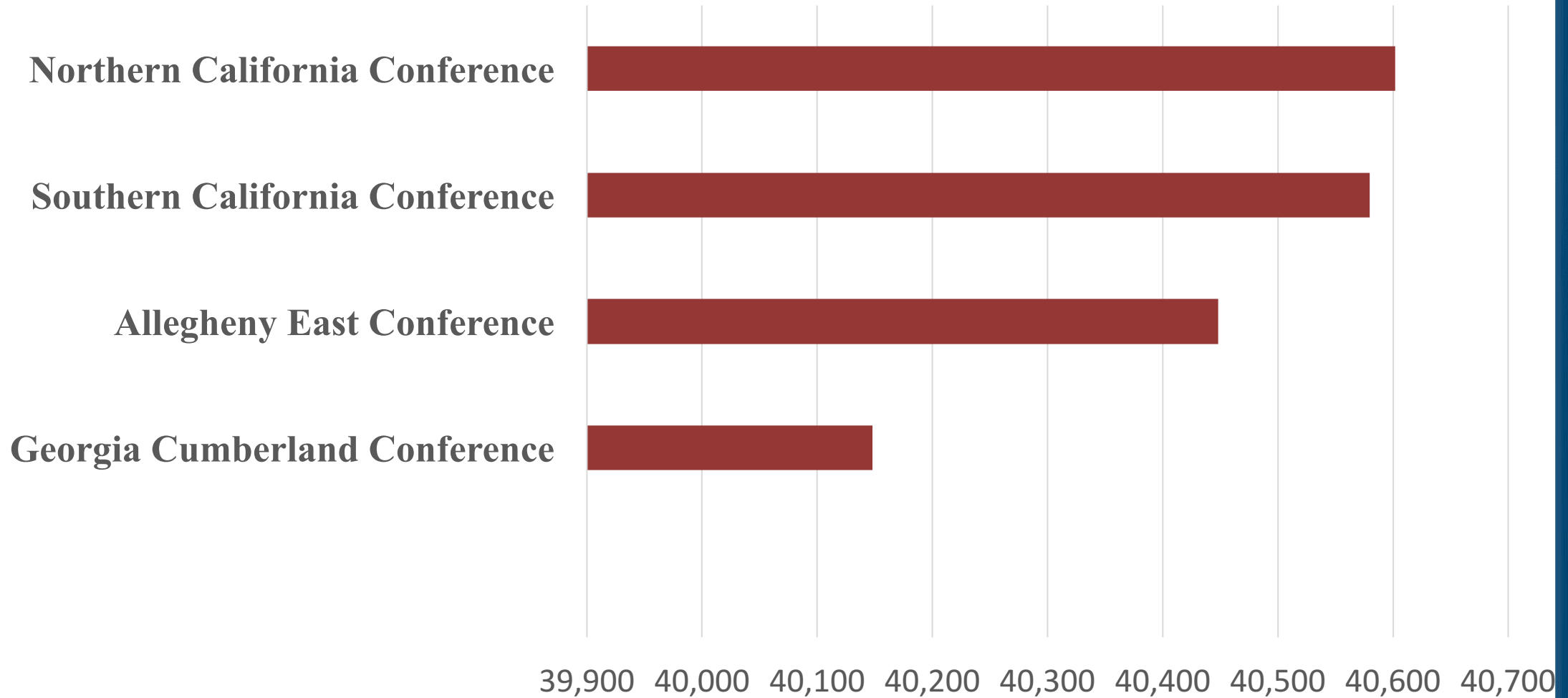




Membership per Conference with 35,000-40,000 Members (as of 2nd Quarter 2017) 2 Conferences

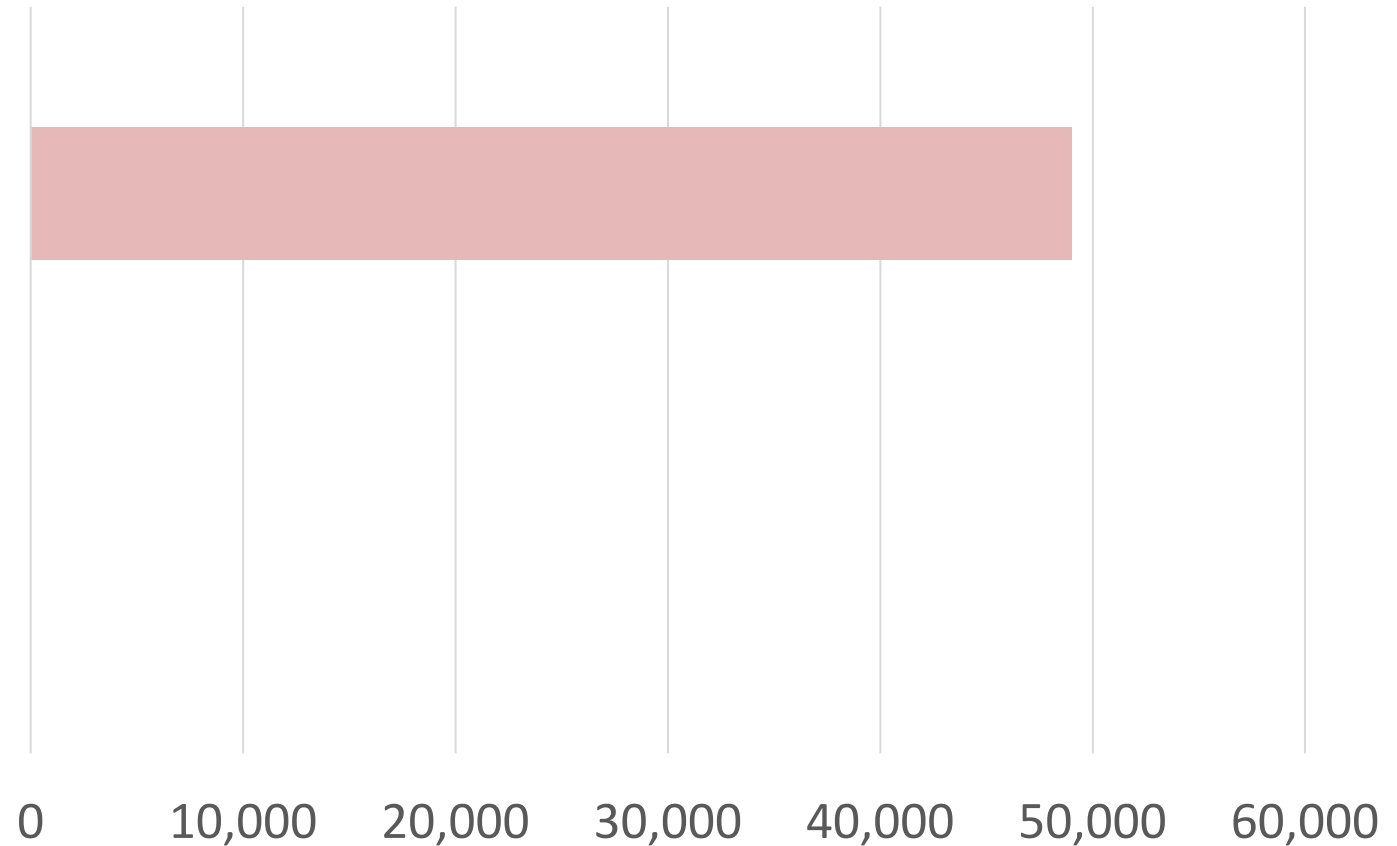


Membership per Conference with 40,000-45,000 Members (as of 2nd Quarter 2017) 5 Conferences



Membership per Conference (45,000-50,000 Members as of 2nd Quarter 2017)

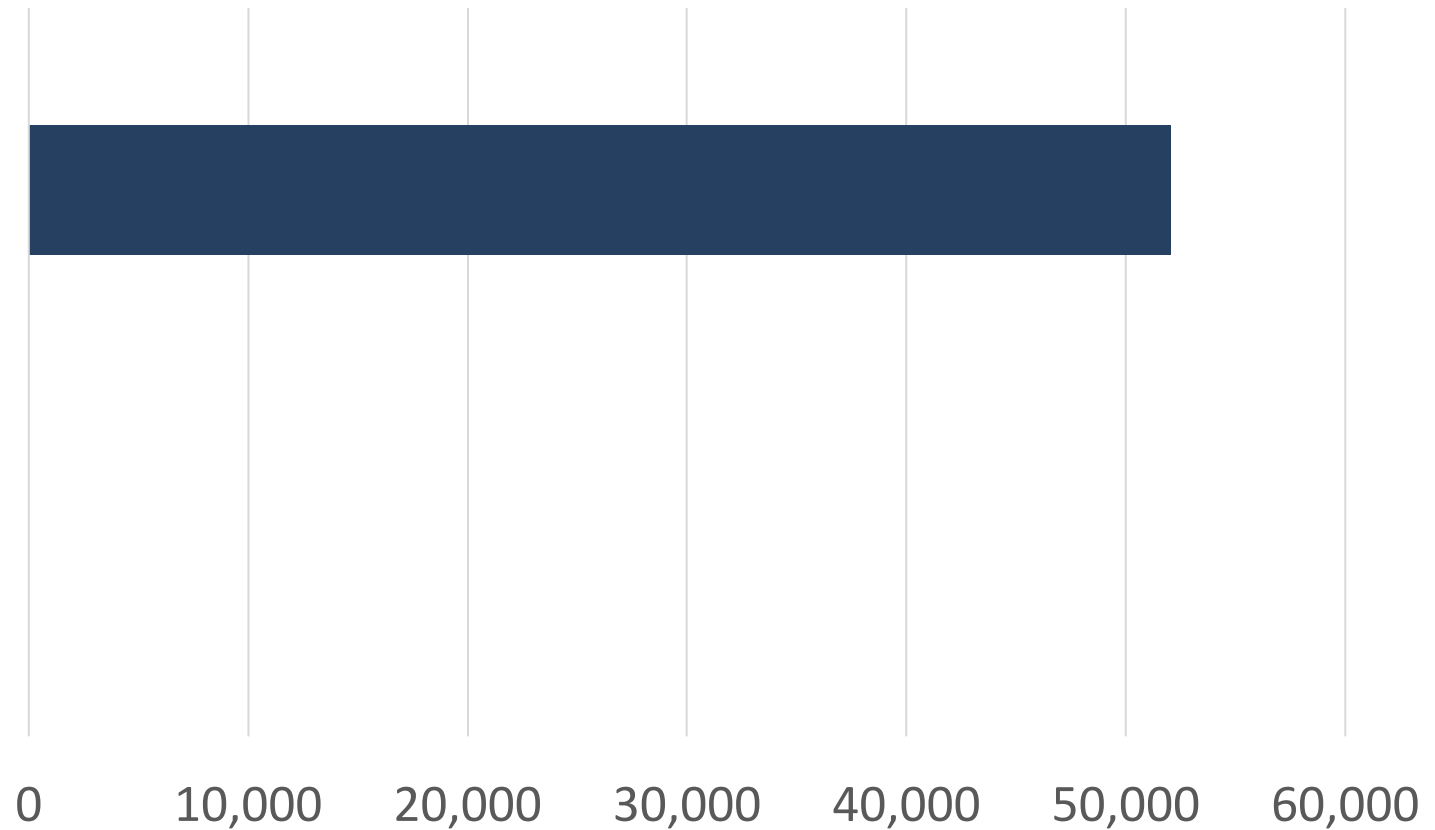
South Atlantic Conference



Membership per Conference (50,000-55,000 Members as of 2nd Quarter 2017)

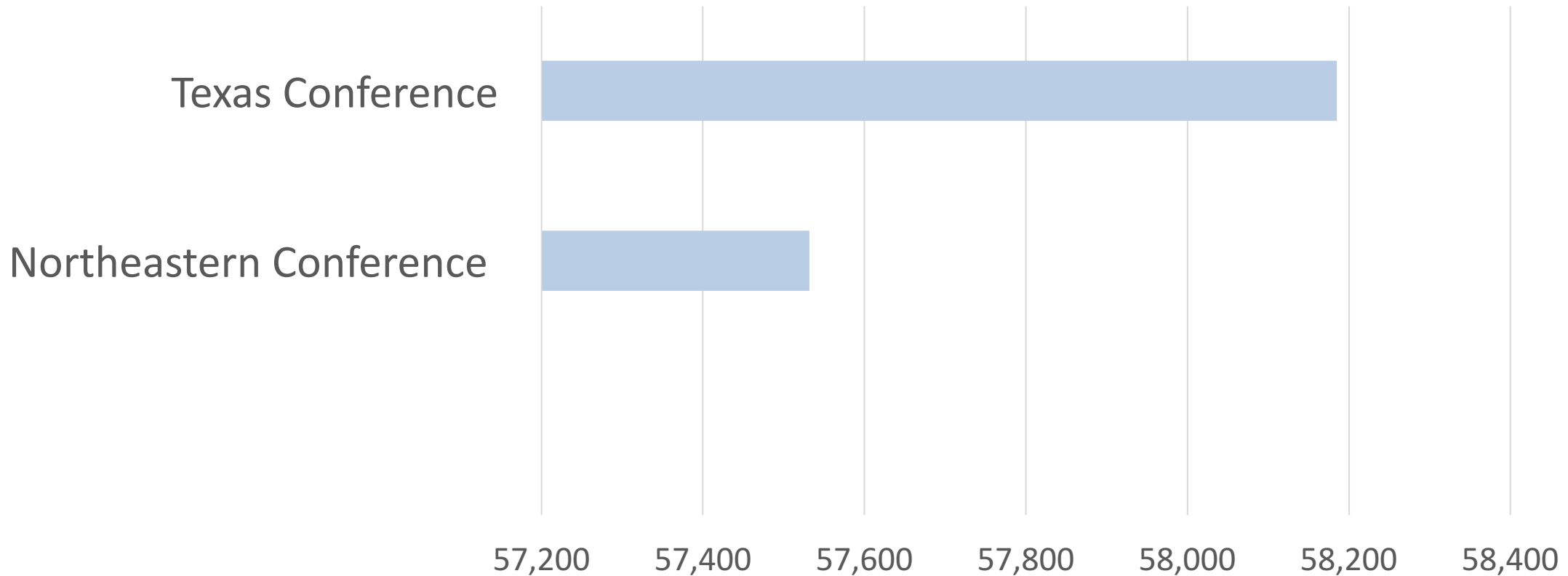


Southeastern Conference





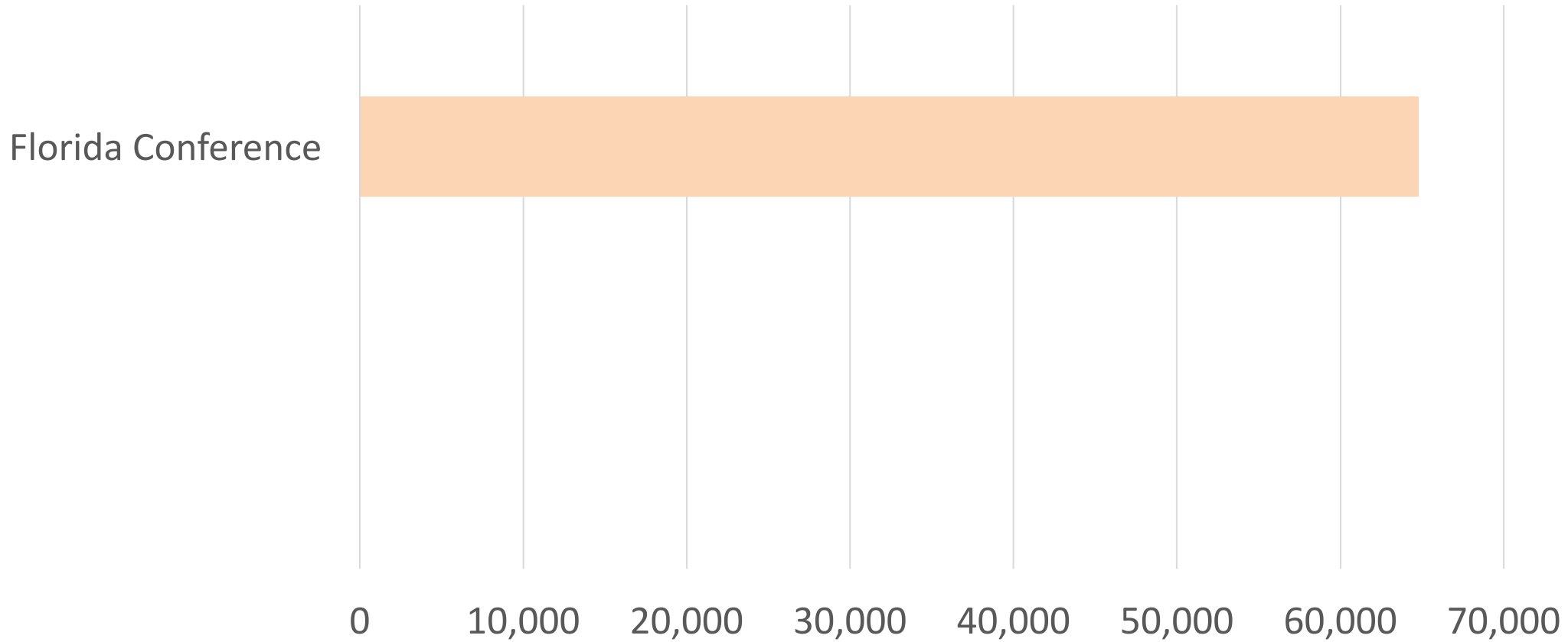
Membership per Conference (55,000-60,000 Members as of 2nd Quarter 2017)





Membership per Conference

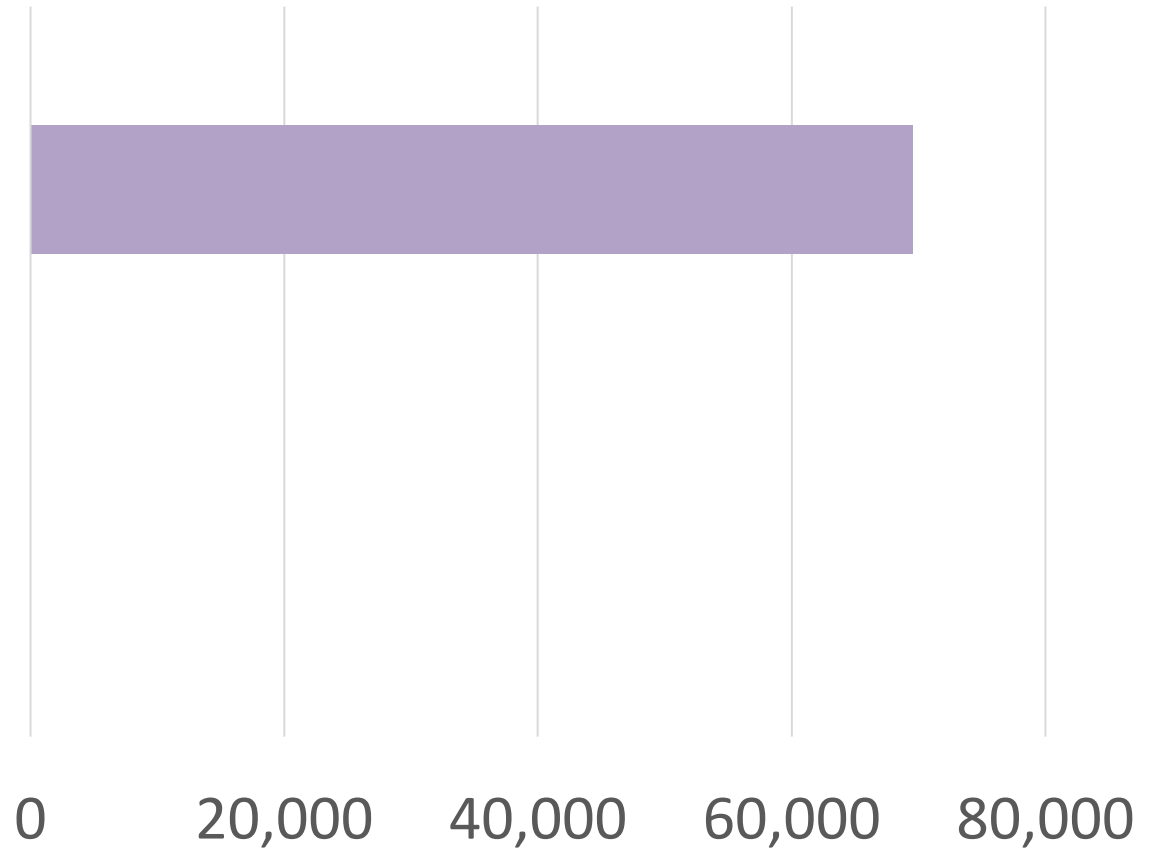
(60,000-65,000 Members as of 2nd Quarter 2017)



Membership per Conference (65,000-70,000 Members as of 2nd Quarter 2017)

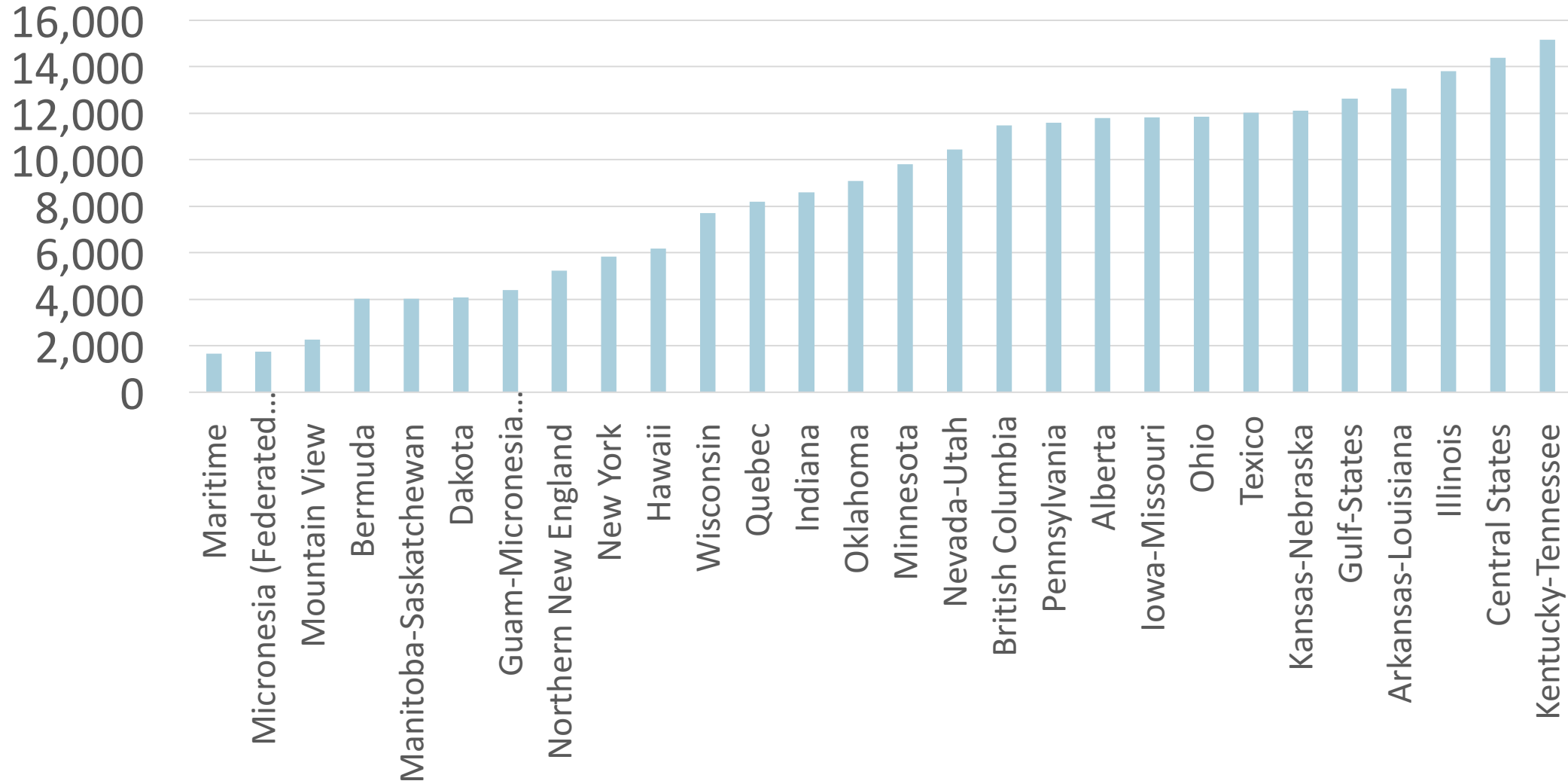


Southeastern California Conference

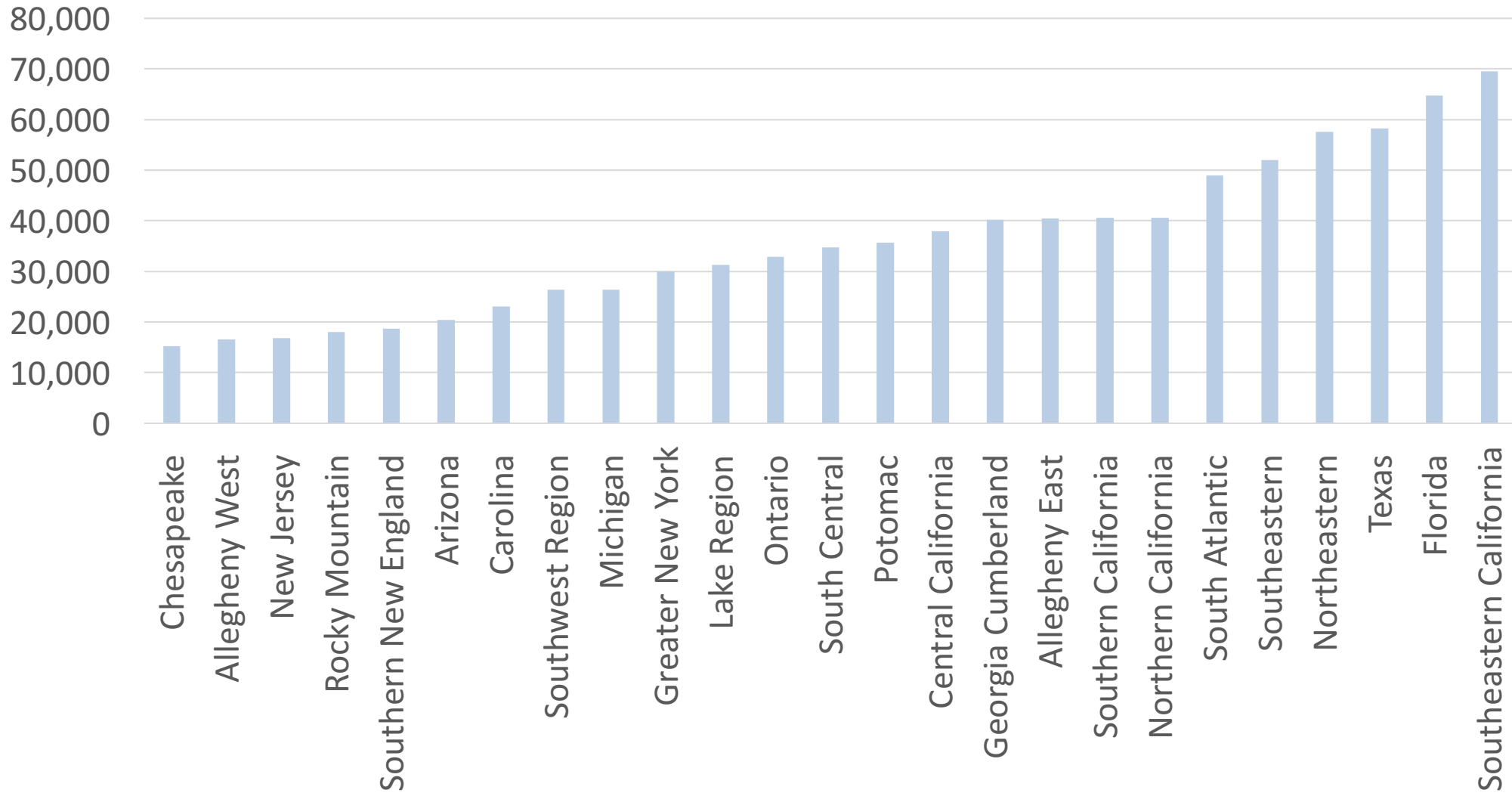


Membership by Conference

As of 2nd Quarter 2017



Membership As of 2nd Quarter 2017



Education Statistics 2016



Schools		Teachers		Students	
Early Childhood Education Centers (ECEC)	153	ECEC	615	ECEC	13,001
PK-8; Pk-10	677	Elementary Teachers	2,634	Elementary Students	38,904
Secondary Schools (9-12; PK-12)	122	Secondary Teachers	1,730	Secondary Students	13,001
Colleges/Universities	13	Colleges/Universities	4,826	Colleges/Universities	27,835
Total	812	Total	9,805	Total	92,741

NAD Media Ministries





There are approximately 579 Radio Stations being utilized by our Media Ministries across North American Division, South America, London, Guam-Micronesia, Puerto Rico, and other areas of the world in many different languages.





Television Stations





There are approximately 140 television stations being utilized by our media ministries across the North American Division

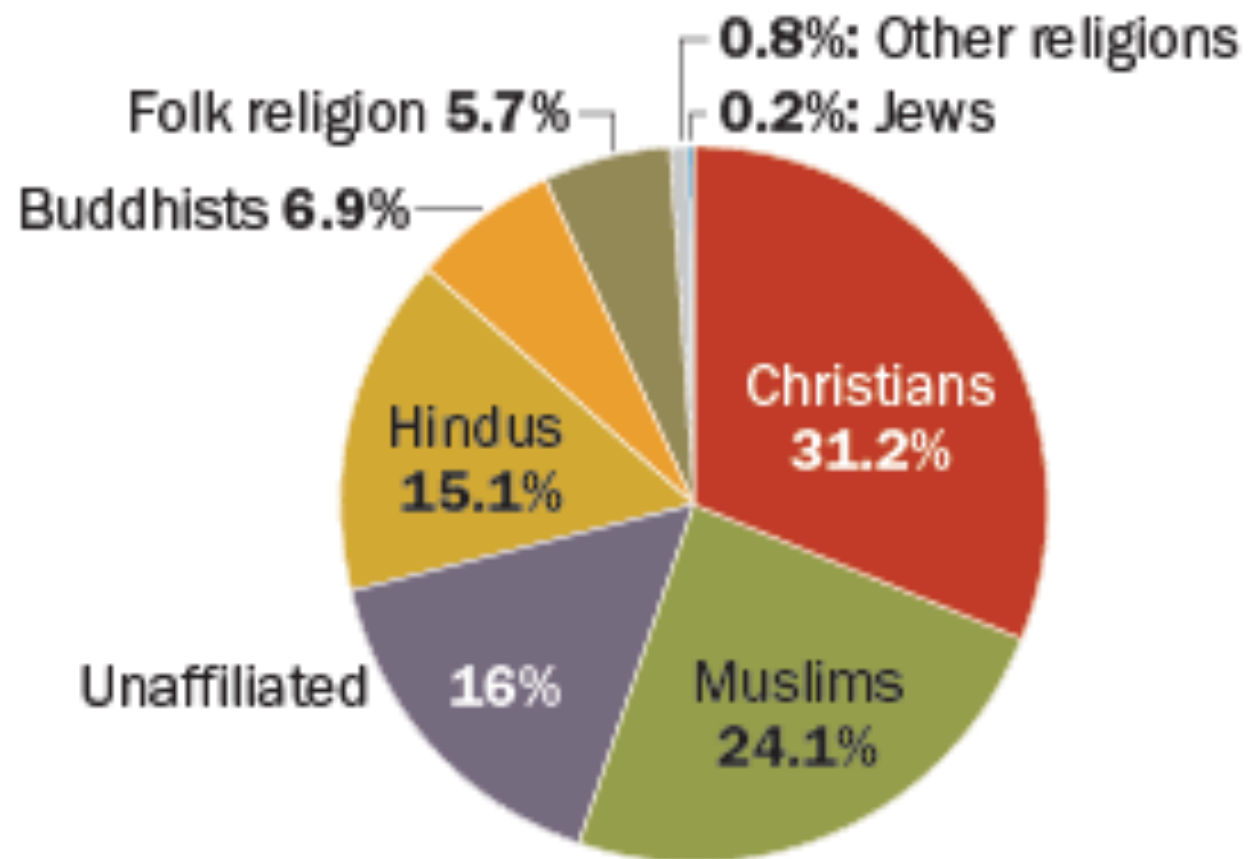
Broadcasting approximately 199,024 hours of Bible based messages in North America, Canada, South America, Guam-Micronesia and other areas around the world. Broadcast in English, Spanish and many other languages.





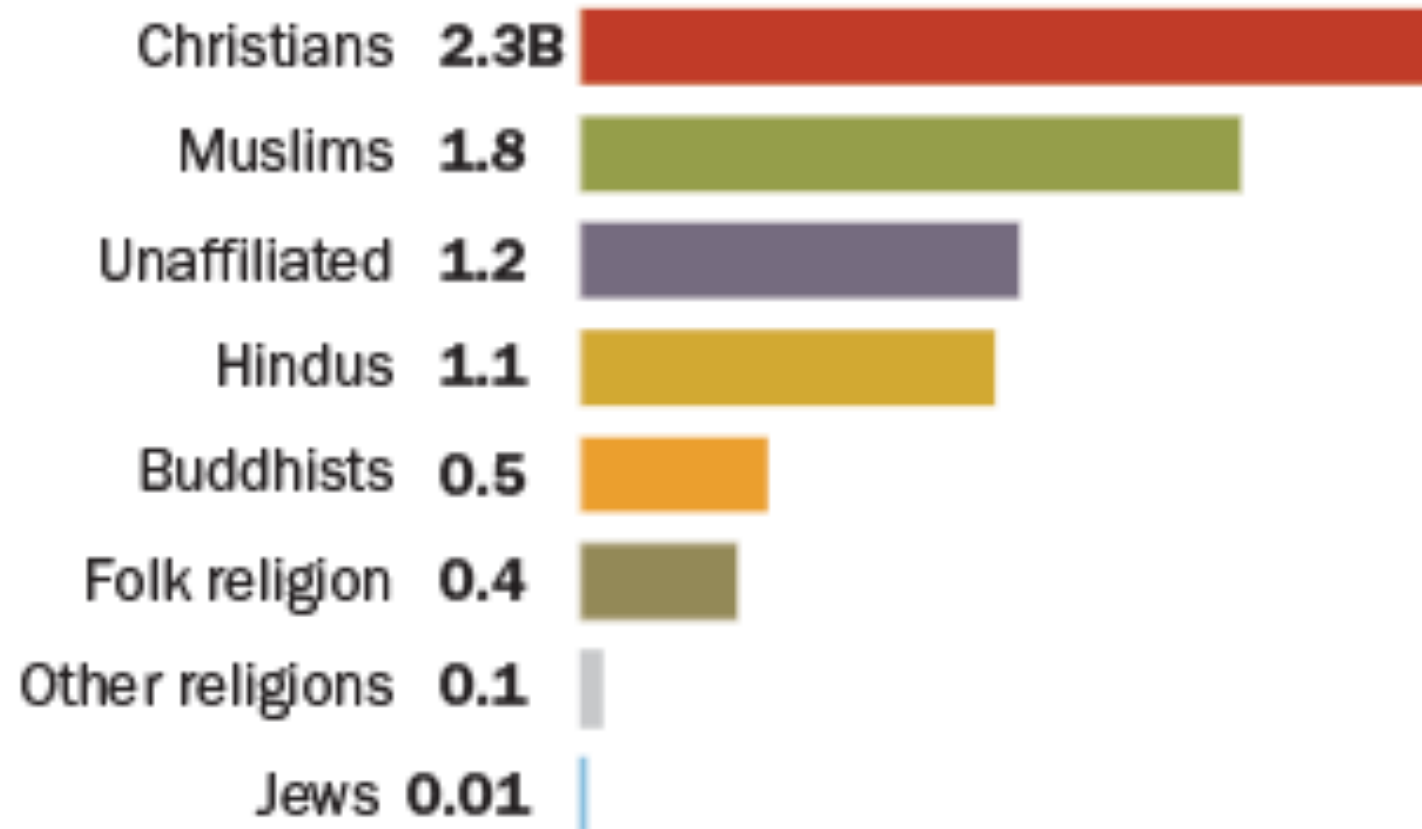
Christians are the largest religious group in 2015

% of world population





Number of people in 2015, in billions



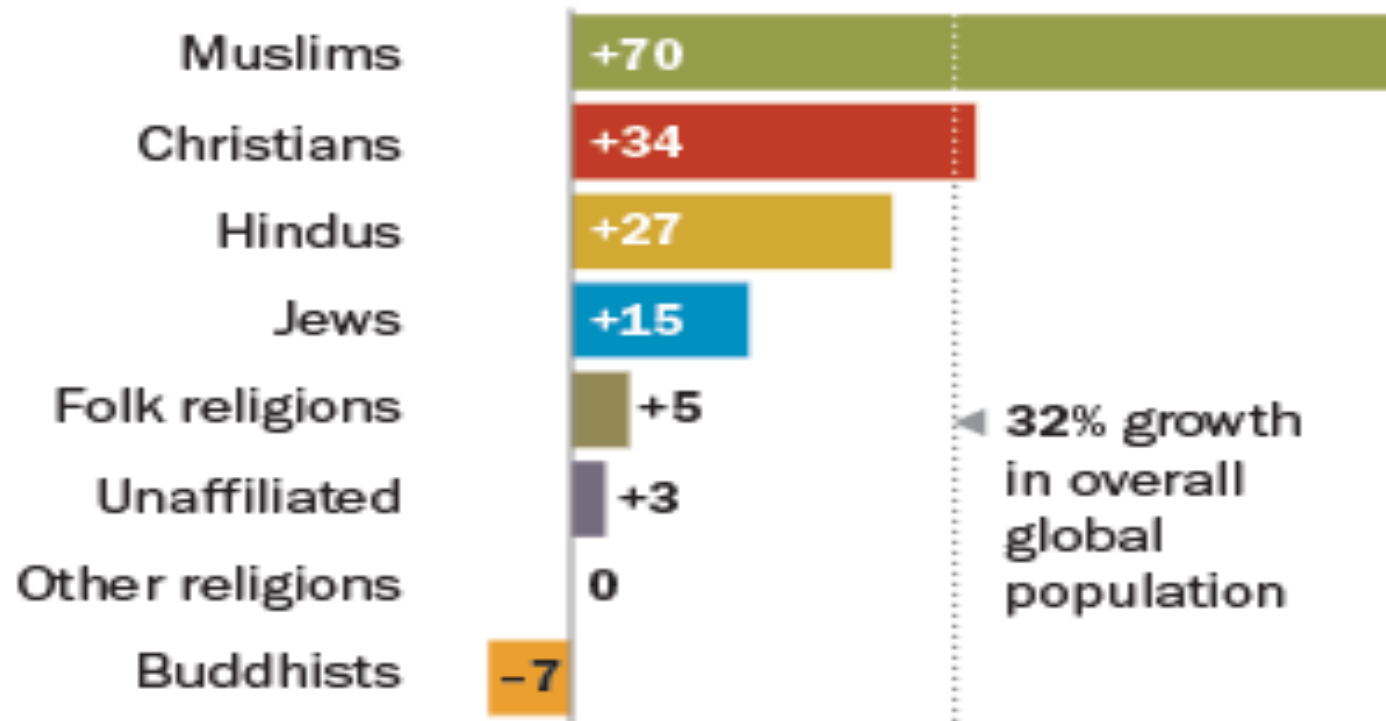
Source: Pew Research Center demographic projections.
See Methodology for details.

*The Changing Global Religious Landscape”



Muslims projected to be fastest-growing major religious group

Estimated percent change in population size, 2015-2060



Source: Pew Research Center demographic projections. See Methodology for details.

"The Changing Global Religious Landscape"

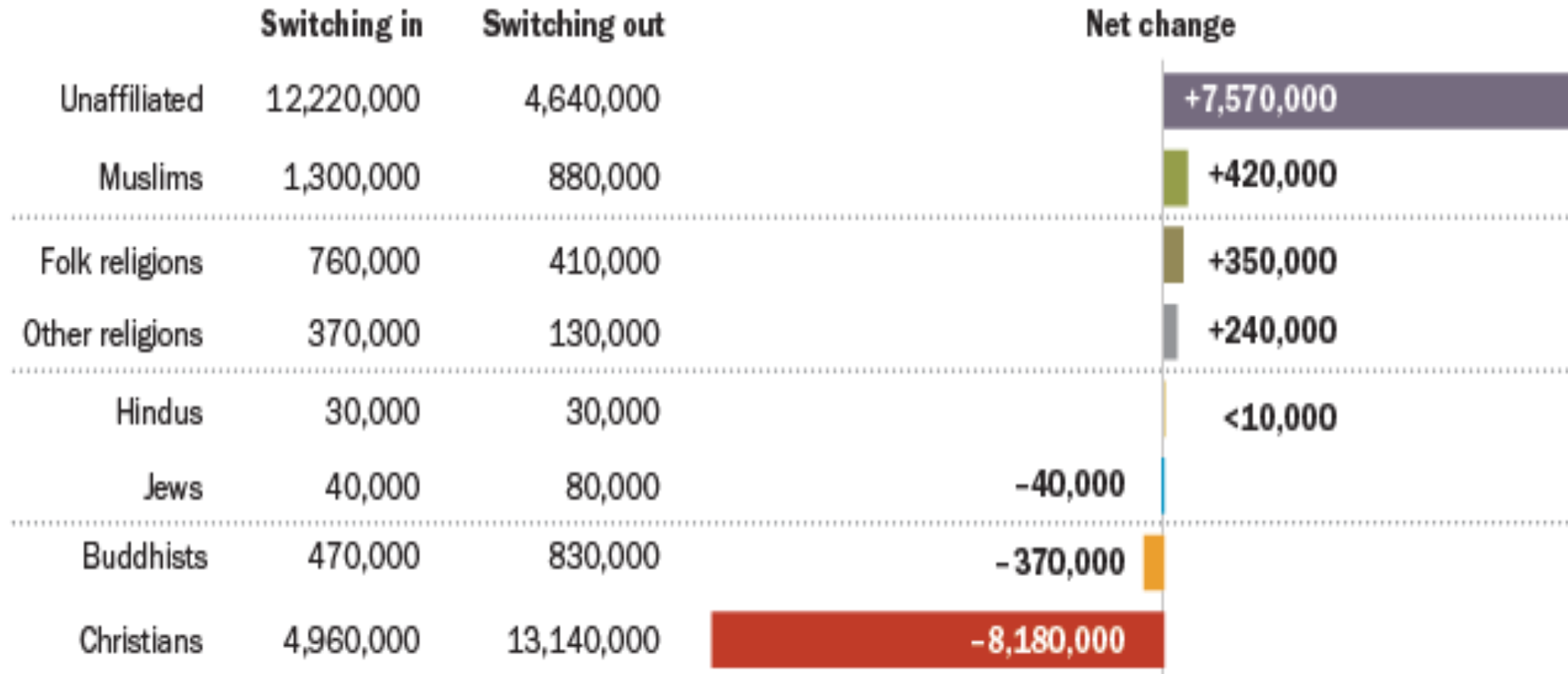


	Births	Deaths	Natural Increase	
Muslims	213M	61M	+152M	
Christians	223	107	+116	
Hindus	109	42	+67	
Unaffiliated	68	42	+26	
Folk religions	29	15	+13	
Buddhists	32	20	+12	
Other religions	4	3	+1	
Jews	1	0.6	+0.5	

Source: Pew Research Center demographic projections.
See Methodology for details.
"The Changing Global Religious Landscape"

Ranks of unaffiliated are expected to grow due to religious switching

Religious switching, 2015-2020



Source: Pew Research Center demographic projections. See Methodology for details.

"The Changing Global Religious Landscape"

Size and projected growth of major religious groups, 2015-2060

	Projected 2015 population	% of world population in 2015	Projected 2060 population	% of world population in 2060	Population growth 2015-2060
Christians	2,276,250,000	31.2%	3,054,460,000	31.8	778,210,000
Muslims	1,752,620,000	24.1	2,987,390,000	31.1	1,234,770,000
Unaffiliated	1,165,020,000	16.0	1,202,300,000	12.5	37,280,000
Hindus	1,099,110,000	15.1	1,392,900,000	14.5	293,790,000
Buddhists	499,380,000	6.9	461,980,000	4.8	-37,400,000
Folk religions	418,280,000	5.7	440,950,000	4.6	22,670,000
Other religions	59,710,000	0.8	59,410,000	0.6	-290,000
Jews	14,270,000	0.2	16,370,000	0.2	2,100,000
World	7,284,640,000	100.0	9,615,760,000	100.0	2,331,120,000

Source: Pew Research Center demographic projections. See Methodology for details.

"The Changing Global Religious Landscape"



Christ's Method Alone



Christ's method alone will give true success in reaching the people.

The Savior mingled with men
As one who desired their good.
He showed His sympathy for them,
Ministered to their needs, and
Won their confidence.
Then He bade them, "Follow Me."

Ellen G. White, *Ministry of Healing*, 143:3

Christ's Method Alone



“There is need of **coming close** to the people by personal effort. If less time were given to sermonizing, and more time were spent in **personal ministry**, greater **results** would be seen. The poor are to be **relieved**, the sick **cared** for, the sorrowing and the bereaved **comforted**, the ignorant **instructed**, the inexperienced **counseled**. We are to **weep** with those that weep, and **rejoice** with those that rejoice. Accompanied by the **power** of **persuasion**, the power of **prayer**, the power of the **love** of God, **this work** will not, **cannot, be without fruit.**”

Ellen G. White, *Ministry of Healing*, 143:4

Secretary's Report

North American Division
2017 Year End Meetings

END PRESENTATION

New Perspectives

